

# FEATURES RACK CASES

CATALOGUE

JULY 2019



SINCE 1976





# TABLE + OF CONTENTS

|                           |       |
|---------------------------|-------|
| FEATURES                  | 2-3   |
| RACK CASES                |       |
| Classic Rack™             | 5     |
| SuperMAC™                 | 6     |
| MAC Rack™                 | 7     |
| Min Mac Rack™             | 8     |
| V-Series                  | 9     |
| Blackbox                  | 10    |
| ProRack™                  | 11    |
| OPTIONS                   | 12-13 |
| RACK CASES SPECIFICATIONS | 14-19 |




## FEATURES

### + G FRAGILITY RATING

The fragility of an item is normally expressed in “G” units. G units are a measure of the force exerted on bodies by the earth’s gravitational pull. The larger the G force needed to cause breakage, the less protection necessary from shock and vibration.

For instance, an item with 20 G fragility will suffer damage when subjected to a force 20 times that of normal earth gravity. The fragility of an instrument or piece of equipment is usually determined by laboratory testing.

### + FEATURES



- A Durable moulded-in colour
- B Moulded-in, tongue-in-groove gasketed parting lines seal tight and remain so after impacts
- C Patented, moulded-in metal inserts for catch and hinge attachment points provide strength and spread loads to the container wall for maximum integrity
- D Moulded-in male/female stacking ribs for secure stacking
- E Patented, positive anti-shear locks prevent case lids from separating from mid-section even after impact – and minimise stress on hardware
- F Shock mounts provide excellent shock and vibration cushion for delicate equipment
- G Moulded-in ribs provide extra columnar strength
- H One-piece rotomoulded body and lids
- I Peli-Hardigg’s patented, wide-design, Comfort Grip Handles™ come standard on most cases
- J BLACKBOX ONLY BLACKBOX comes standard with rugged steel frame
- K Interference fit spiral spring pins in each corner for maximized structural integrity
- L Designed to meet ANSI/EIA-310-C for universal rack mounting hole pattern
- M Aircraft-quality, precision-tempered 6061-T6 aluminum provides a high strength-to-weight ratio
- N Fully recessed hardware protected from external impact damage
- O Exceeds Air Transport Association (ATA) Specification 300, Category I requirements
- P Reinforced corners and edges (high-stress areas) with 15 to 20% more material
- Q Splash and rain resistant – airtight/watertight available

Designed to meet ANSI/EIA-310-C for universal rack mounting hole pattern (10/32 for US, M6 for International)

## + CHOOSING THE PERFECT RACKMOUNT CASES


From the most delicate equipment to slightly more rugged electronics, Peli has a case with the perfect combination of shock, vibration protection and portability.

Use the following product pages to help you find the exact configuration of access and stabilizing security suited to your specific needs.

If you require a case with a capacity beyond 150 Kg., please contact us for more options or custom solutions.

## + WHAT IS A U SIZE?

A "U size" is a worldwide standard rack unit specification. It consists of three holes which take up to 1.25" plus .25" above and below for extra space between rack mountable components (totaling 1.75").



|                              | CLASSIC   | SUPERMAC                      | MAC                           | MINMAC                    | PRORACK      | CLASSIC-V               | SUPER-V                       | BLACKBOX                      |
|------------------------------|---|-------------------------------|-------------------------------|---------------------------|--------------|-------------------------|-------------------------------|-------------------------------|
|                              | EXTREME DUTY  | MEDIUM DUTY                   | MEDIUM DUTY                   | MEDIUM DUTY               | LIGHT DUTY   | LIGHT/MEDIUM DUTY       | LIGHT/MEDIUM DUTY             | LIGHT/MEDIUM DUTY             |
| WEIGHT OF PROTECTION         | <154 kg   | <100 kg                       | <100 kg                       | <50 kg                    | <34 kg       | 35-75kg                 | 35-75kg                       | <45 kg                        |
| STOCK AVAILABILITY           | MTO   | MTO                           | MTO                           | MTO                       | MTO          | MTS                     | MTS                           | MTS                           |
| FRAGILITY                    | 15-30 G   | 40-70 G                       | 50-80 G                       | 50-80 G                   | 80-120 G     |                         |                               | 40-80 G                       |
| SWAY SPACE (mm)              | 50-75   | 25                            | 25                            | 25                        | N/A          | 35                      | 25                            | 50                            |
| HEIGHT OF RACK (U)           | 3, 4, 5, 6, 7, 8, 9, 10, 11, 12, 14, 15, 21, 22, 26, 27U  | 3, 4, 5, 7, 9, 11, 14U        | 3, 4, 5, 6, 7, 9, 11, 12, 14U | 4, 6, 8, 10, 12U          | 4, 6, 8, 14U | 3, 4, 5, 7, 9U          | 3, 4, 5, 7, 9, 11, 14U        | 3, 4, 5, 7, 9, 11, 14U        |
| FRAME                        | Alu   | Alu                           | Alu                           | Steel                     | Alu          | Steel                   | Steel                         | Steel                         |
| FRAME HOLES                  | Round   | Round                         | Round                         | Square                    | Round        | Square                  | Square                        | Round                         |
| CATCHES                      | HCB/SSB   | HCB/SSB                       | HCB/SSB                       | HCB/SSB                   | HCB/SSB      | HCB                     | HCB                           | HCB                           |
| SHOCK-MOUNTS                 | Yes   | Yes                           | Yes                           | Yes                       | No           | Yes                     | Yes                           | Yes                           |
| COLOURS                      | 14  | 14                            | 14                            | 13                        | 14           | Black                   | Black                         | Black                         |
| LID (FRONT/BACK) (mm)        | 65 / 65, 65 / 135, 135 / 135  | 55 / 55, 55 / 130, 130 / 130  | 55 / 55, 55 / 110, 110 / 110  | 45 / 45, 45 / 85          | 45 / 45      | 65 / 135                | 55 / 130                      | 55 / 130                      |
| RACK LENGTH (mm)             | 432 / 457 / 508 / 584 / 635 / 711 / 838 (certain lengths only available for certain rack heights) | 610                           | 508 / 610                     | 480 / 610                 | 457          | 838                     | 610                           | 610                           |
| CASTERS                      | Optional  | Optional                      | Optional                      | No                        | Optional     | Standard on 3U, 4U, 5U  | No                            | No                            |
| EDGE CASTERS                 | Optional  | Standard on 130mm Back Lid    | Standard on 110mm Back Lid    | Standard on 85mm Back Lid | No           | Standard on 7U, 9U      | Standard                      | Standard                      |
| FULL SUITE OF OPTIONS        | Yes   | Yes                           | Yes                           | Yes                       | No           | No                      | Yes                           | No                            |
| RAPID RACK™ – REMOVABLE RACK | Yes   | Yes                           | No                            | No                        | No           | No                      | No                            | No                            |
| STACKING COMPATABILITY       | Classic Rack, Classic-V   | Super Mac, Super-V, Black Box | Mac                           | MinMac                    |              | Classic Rack, Classic-V | Super Mac, Super-V, Black Box | Super Mac, Super-V, Black Box |
| PRV                          | Optional  | Optional                      | Optional                      | Optional                  | Optional     | Standard                | Standard                      | No                            |



# SUPERIOR SHIPPING PROTECTION FOR FRAGILE INSTRUMENTS AND ELECTRONICS

Peli-Hardigg™ Cases are world renowned as the toughest, smartest transport systems available for commercial, industrial and military shippers. Our innovative design process and rigorous testing methods continue to result in superior patented advancements that ensure your vital, sensitive and expensive electronics remain protected. Peli-Hardigg™ Rackmount Cases can take repeated drops, blows and soakings while protecting your gear. When it comes to electronics, nothing protects better than a Peli- Hardigg™ Case.

From the ultimate protection of a Classic Rack, to the removable rack option offered by SuperMAC, to the smaller footprint MAC Rack and ProRack, Peli-Hardigg™ has the solution to fit your exact shipping and protection requirements.

All Peli-Hardigg™ Rackmount Cases boast rugged rotomoulded exterior shells that withstand all kinds of abuse, drop after drop, in every environment – damage free.

Extensive computer aided drop tests are performed at our South Deerfield test labs.

PELI-HARDIGG RACK CASES





# CLASSIC RACK™

Peli-Hardigg's extra rugged, rotomoulded Classic Rack Cases have demonstrated their strength thousands of times over by saving ultra-fragile equipment from damage during transport. Our proven 19" EIA Classic Rack is the strongest, most secure rack in the industry. Our precision-tuned, elastomeric, shock mount systems provide maximum protection for ultra-fragile equipment from shock and vibration – nothing protects better than a Classic Rack from Peli-Hardigg™.

## THE ULTIMATE SHOCKPROOF SOLUTION

See specifications on page 14-15



CUT AWAY,  
EXPOSING SHOCK  
MOUNT AND RACK  
FRAME\*.



Shock mounts isolate equipment from vibration as well as impact forces. Shock mounts vary in size depending on protection requirements from delicate electronics, and can control impact forces from 15 G's to 120 G's.

\*Rack frame design subject to change.

CASE CONTENTS NOT INCLUDED



## + FEATURES

- Sway space: 50-75 mm.
- Ideal for delicate equipment that requires the most protection available, in the widest range of sizes.
- Individually fine-tuned shock mounts for each application provide excellent shock and vibration dampening plus cooling airflow for operating equipment.
- Security for equipment from 9-154 Kg.
- Recessed, cobalt black plated hardware is durable and fastens tight.
- Tool-free rack removal.

## + APPLICATION EXAMPLES

- Rack mountable precision test equipment.
- Electro-mechanical.
- Medical and biological diagnostic equipment, memory storage devices.
- Meteorological instruments.
- Mobile operations.
- Broadcast and video gear.
- Laboratory equipment.
- Aerospace instrumentation.
- Servers, military mission planning.
- Command and control equipment.
- Flight simulators.
- Tool-free rack removal.

# SUPERMAC™

SuperMAC™ is our most compact container with a removable rack option, making field deployment and equipment integration easier than ever before. SuperMAC's innovative design makes strategic use of every interior centimetre, allowing ample space for wiring and equipment integration while providing medium duty protection. The optional removable rack system slides open as easily as a file drawer, allowing full access to equipment. Sensitive electronic equipment mounted in a SuperMAC case can survive the day-to-day falls, vibrations and other stressors that cause competitors' rack cases to fail.

## SUPERIOR COMPACT MOBILITY FOR RACK-MOUNTED EQUIPMENT

See specifications on page 16

PELI-HARDIGG SUPERMAC™



### + FEATURES

- Sway space: 25 mm.
- Textured low visibility finish for unobtrusive storage and transport.
- Patented Comfort Grip Handles™ make lifting easy.
- Recessed, cobalt black plated hardware is long-lasting and fastens securely.
- 24" (61cm) wide - two cases can fit side-by-side in most military vehicles.
- Moulded-in rib design provides secure stacking and interlock.
- Protection for equipment from 9-90Kg.
- Patent pending shock mount design.
- Removable rack features Lock 'N Load™, a quick latch system that locks racks securely into place for transit, unlike competitive models that can slide freely upon impact.
- Space-saving, light weight case with a removable rack option.
- Moulded-in lid hangers allow lid to hang easily from the side of the case.

### + APPLICATION EXAMPLES

- Field-deployed equipment.
- Sheltered applications.
- Control consoles and panels.
- Radar and Microwave antennas.
- Solid-state circuit electronics.
- Radio, TV and communications equipment.



# MAC RACK™


Compact and light weight MAC Rack™ Cases boast a smaller footprint to make the most of limited space. These minimised cubes protect with the same rugged rotomoulded outer shell and 19" EIA shock mounted rack as the Classic Cases, but with a smaller sway space. Inside, delicate equipment and instruments travel and perform while protected from shock, vibration, moisture, and impact. Perfect for shipping around the world or just moving down the hall – MAC Racks give you all the needed shock and vibration protection plus a more efficient use of space. Casters even come standard on the 5-inch-size (13cm) lids for total portability.

## COMPACT, LIGHT WEIGHT AND SHOCKPROOF TRANSPORTS

See specifications on page 16-17



CASE CONTENTS NOT INCLUDED



PELI-HARDIGG MAC RACK™

### + FEATURES

- Sway space: 25 mm.
- Compact and light weight.
- Shock mounts designed for 9-90 Kg. provide shock and vibration dampening and cooling airflow while minimising the case size.
- Often used when space and weight are critical along with shock and vibration protection.
- Recessed, cobalt black plated hardware is durable and fastens tight.
- Patented Comfort Grip Handles™ make lifting ergonomic.
- 5" lids (13cm) include smooth rolling edge casters.

### + APPLICATION EXAMPLES

- Field deployed applications.
- Sheltered applications.
- Solid-state circuit electronics.
- Radar and microwave antennas.
- Control consoles and panels.
- Radio, TV and communications equipment.

# MIN MAC RACK™

The lightweight, compact design of the Min Mac Rack™ double ended cases, offer light to medium duty protection and boast industry leading shock performance. Its angled precision-engineered elastomeric shock mounts are fine-tuned to match the weight and fragility of your equipment, ensuring maximum shock and vibration isolation.


High strength, heat treated, square holed steel frame provides a range of mounting options. If you try to make the most of limited space, but still require a rugged protection, Min Mac Rack™ is the answer.

## SUPERIOR COMPACT MOBILITY

See specifications on page 19



PELI-HARDIGG MIN MAC RACK™



## + FEATURES

- Square holed steel frame.
- Lightweight, compact, and inter-stackable.
- Shock mounts protect equipment from shock and vibration.
- High-strength steel rack frame supports equipment from 10-50 kg.
- Patented, wide-design, Comfort Grip Handles™ come as a standard option.
- 10 different models, frame heights 4-12U in two depths, 480 and 610mm.
- Variety of accessories and options.
- Manufactured in Europe.
- Edge casters standard in deep lids.

## + APPLICATION EXAMPLES

- Rack mountable precision test equipment.
- Electro-mechanical.
- Medical and biological diagnostic equipment, memory storage devices.
- Meteorological instruments.
- Mobile operations.
- Broadcast and video gear.
- Laboratory equipment.
- Aerospace instrumentation.
- Servers, military mission planning.
- Flight simulators.



# V-SERIES

CLASSIC-V  
SUPER-V

V-Series Cases are built with an industry-standard square hole pattern and include clip nuts - just attach the clip nut onto a square hole and you've got a secure, threaded mount. We ship with M6 metric clip-nuts.

## OFF-THE-SHELF WITH PRO-GRADE FEATURES

See specifications on page 19



24" SUPER-V



33" CLASSIC-V



PELI-HARDIGG V-SERIES

### + FEATURES

- Fixed square hole 19" frame for universal equipment fit.
- Shock mounts provide excellent shock and vibration cushion for delicate equipment.
- Patented metal inserts. Closure attachment points distribute load to case walls.
- Automated Purge Valve allows air pressure to be equalised to the atmosphere.
- Protection for equipment from 36 - 77 kg.

### + APPLICATION EXAMPLES

- Broadcast and video gear.
- Prosumer / Commercial Drone Control.
- C4ISR market.

#### CLASSIC-V

RACK DEPTH 33" (83.8 cm)  
SWAY SPACE: 35 mm (classic-v)  
SWAY SPACE: 25 mm (super-v)

#### CASTERS

Sizes 3U, 4U, 5U: 3.5" Swivel Casters  
Sizes 7U and 9U: Edge Casters

#### STAINLESS STEEL HANDLES

Heavy-duty spring loaded handles lay flat, and snap back in place after use

#### LOCKING CABLE CATCHES

Allow for padlock attachment to keep case locked and secure

#### SUPER-V

RACK DEPTH 24" (61 cm)

#### MOULDED-IN EDGE CASTERS

Edge casters and handles on rear lid for ease of movement

#### COMFORT GRIP PLASTIC HANDLES

Heavy-duty spring loaded handles lay flat



# BLACKBOX

These light weight, compact, and double ended cases offer light to medium duty protection and boast significantly better light duty shock performance than the competition. The use of recycled materials in the shell and a sturdy steel frame offer great value while upholding Peli-Hardigg's industry-leading standards. When you need to be cost-conscious but can't sacrifice performance, BlackBox is the answer.

## LIGHT WEIGHT AND COMPACT

See specifications on page 18

PELI-HARDIGG BLACKBOX



## + FEATURES

- Sway space: 50 mm.
- Compact and light weight.
- Shock mounts provide 2" (5cm) of sway space to isolate equipment.
- Moulded-in rib design provides secure stacking and interlock.
- Black hardware is long-lasting and fastens securely.
- Protection for equipment up to 45 Kg.
- Patented Comfort Grip Handles™ make lifting ergonomic.
- Two edge casters.

## + APPLICATION EXAMPLES

- Audio/Video recording and processing systems.
- Satellite communication systems.
- Radio communication systems.
- Seismic data recording instrumentation.
- Climate data collection.



# PRORACK™

ProRack Cases are the ideal option when you need a light weight, space-efficient, front and rear opening container, but not a shock mounted system. Add accessories such as coupling catches for locking stability, removable casters or extra threaded rack clips to suit your exact needs. This is the toughest small case available for security, rain, immersion, dust and impact.

## EQUIPMENT PROTECTION WITH MINIMAL FORM FACTOR

See specifications on page 18



The water in the jar demonstrate to engineers the intense vibration a case withstands, while the jar attached to the equipment is calm, indicating a safe shock level (Shock mount technology does not apply to ProRack Cases).

### + FEATURES

- Rugged 18" (46cm) deep cases, with aircraft aluminum frames mounted directly to the case shell protects your gear from direct impact transmission.
- Compact size and light weight cases.
- Designed for equipment up to 34 Kg.
- Black hardware is long-lasting and fastens securely.

### + APPLICATION EXAMPLES

- Field-deployed amplifiers and electronic, medical or testing equipment components.



# OPTIONS

## + CLASSIC RACK™ / SUPERMAC™ / MAC RACK™ OPTIONS

PELLI-HARDIGG RACK CASES OPTIONS



**Castors**

Also available for:  
■ ProRack



**Caster Storage in Lid**



**Edge Castors**


Also available for:  
■ Min Mac Rack



**Metal or Comfort Grip Handles**



**Extra Handles**




**Card Holder**

Also available for:  
■ ProRack / ■ Min Mac Rack



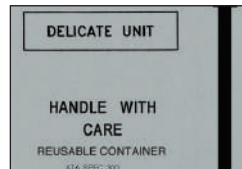
**ID Plate**

Also available for:  
■ ProRack / ■ Min Mac Rack



**Front Labels**

Also available for:  
■ ProRack



**Standard Labels**



**Custom Stenciling**

Also available for:  
■ ProRack / ■ Min Mac Rack



**Airtight/Watertight Capability**

Also available for:  
■ ProRack / ■ Min Mac Rack



**Coupling Catches**



**Humidity Indicator**

Also available for:  
■ Min Mac Rack



**Lid Hangers**



**Lid Storage Pouch**


Also available for:  
■ Min Mac Rack



**Lift Rings/ Tie Down Rings**



**Leg Kit Chair or Table**



**Lockable Cable Catch (1 set of 4 ea)**

Also available for:  
■ Min Mac Rack




**Removable Rack System**


Not available for  
 Mac Rack



**Stainless Steel Hardware (clear or black passivated finish)**



**1/8" (2,5/20cm) Wider Frame**  
 Typically used with slides mounted on inside of uprights




**Fixed Bottom Support Rails (bottom view)**



**Adjustable Vertical Supports**



**Adjustable Horizontal Supports**



**Bezel Plate**

Also available for:  
■ ProRack



**Drawers**


Also available for:  
■ ProRack / ■ Min Mac Rack



**Keyboard Tray**



**Rack Slides (#85 Capacity)**



**Shelves, Fixed and Sliding**

Also available for:  
■ Min Mac Rack



**Panel Screws with Washers (50 ea)**

Also available for:  
■ ProRack

## + MIN MAC RACK™ OPTIONS

■ Additional Min Mac Rack™ Options also available from chart on previous page.



Interlocking Catches



Cage Nuts with Screws



Comfort Grip Plastic Handles



Stainless Steel Black Catch and Strike

## + PRORACK OPTIONS

■ Additional ProRack Options also available from chart on previous page.



Shelf




Stainless Steel Hardware  
(instead of standard zinc,  
yellow chromate finish)



Extra Threaded  
Rack Clips



Coupling Catches



Rear Rack Frame  
(rear view)

PELI-HARDIGG RACK CASES OPTIONS

### OPTIONAL COLOURS FOR ALL RACK CASES\*

|                                   |                                |                                  |                                  |                                |   |                                    |
|-----------------------------------|--------------------------------|----------------------------------|----------------------------------|--------------------------------|---|------------------------------------|
| Gray – 133<br>Fed Std#<br>26270   | Tan – 250<br>Fed Std#<br>20372 | Blue – 135(lt)<br>Pantone# 292U  | White – 132<br>Fed Std#<br>27925 | Yellow – 136<br>Pantone# 012U  | Green – 138 (forest)<br>Fed Std#<br>24052 | Orange – 134<br>Fed Std# 1<br>2197 |
| Yellow – 131<br>Fed Std#<br>23538 | Maroon – 197<br>Pantone# 202U  | Blue – 101(dk)<br>Fed Std# 25052 | Black – 032<br>Fed Std#<br>27040 | Red – 130<br>Fed Std#<br>21105 | Olive Drab – 137<br>Fed Std#<br>34096     | Purple – 129<br>Pantone#<br>245U   |

Some options are not available on all case sizes and availability is subject to change at manufacturer's discretion.  
Case colours/options may differ slightly from printed versions.  
\* BlackBoxes and V-Series Rack Cases are only available in black

## STANDARD AND CUSTOM SOLUTION EXPERTS

We understand that a case has to do more than look good. It has to take whatever the world dishes out without putting your gear at risk. After all, your equipment is more than a set of tools – it's a fundamental part of the way you do business. Since 1954, Peli-Hardigg™ Cases have been designed to survive the harshest environments on earth, from the Sahara to the Antarctic. Our cases can take repeated drops, blows and soakings while our patented shell design and solid aircraft-quality rackmounts cushion your gear from interference. No other protective cases in the industry look or perform as well when it comes to safeguarding your vital or expensive equipment.

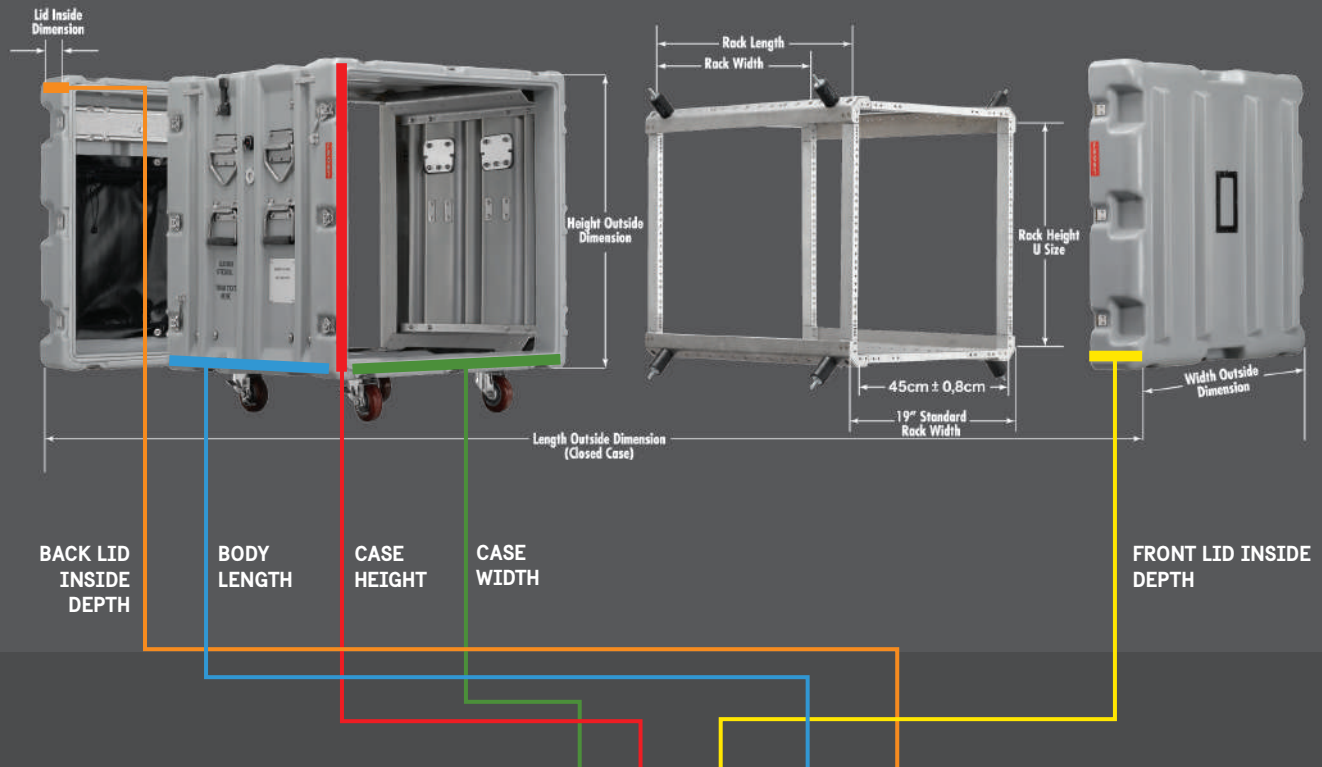
While Peli-Hardigg™ Cases offers the widest range of standard sizes and configurations in the container industry, many scientific, industrial, military, and commercial equipment systems require a customised solution.

If our selection of cases does not match your needs exactly, we will custom design a case that does.





## CLASSIC RACK, SUPERMAC, AND MAC RACK DETAIL



**DE2410-02/24/02**

(inches)

PELLI-HARDIGG SPECIFICATIONS CLASSIC RACK™

| CLASSIC RACK™   | RACK HEIGHT U SIZE |      |     | RACK LENGTH |     | RACK WIDTH |     | LID I.D. FRONT/BACK <sup>1</sup> |      | LENGTH O.D. <sup>2</sup> |      | WIDTH O.D. |      | HEIGHT O.D. <sup>3</sup> |      | WEIGHT |      | SHIPPING CUBE |      |
|-----------------|--------------------|------|-----|-------------|-----|------------|-----|----------------------------------|------|--------------------------|------|------------|------|--------------------------|------|--------|------|---------------|------|
|                 | U                  | in   | mm  | in          | mm  | in         | mm  | in                               | mm   | in                       | mm   | in         | mm   | in                       | mm   | lbs    | kg   | ft3           | m3   |
| DE2410-02/24/02 |                    |      |     |             |     |            |     | 2.5 / 2.5                        | 32.0 | 813                      |      |            |      |                          |      | 43     | 19.5 | 6.1           | 0.17 |
| DE2410-02/24/05 | 3U**               | 5.25 | 133 | 20          | 508 | 19         | 483 | 2.5 / 5.25                       | 34.8 | 883                      | 27.0 | 686        | 12.3 | 311                      | 44   | 20.0   | 6.7  | 0.19          |      |
| DE2410-05/24/05 |                    |      |     |             |     |            |     | 5.25 / 5.25                      | 37.5 | 953                      |      |            |      |                          | 45   | 20.4   | 7.2  | 0.20          |      |
| DE2410-02/35/02 |                    |      |     |             |     |            |     | 2.5 / 2.5                        | 43.0 | 1092                     |      |            |      |                          | 50.0 | 22.7   | 8.3  | 0.24          |      |
| DE2410-02/35/05 | 3U**               | 5.25 | 133 | 33          | 838 | 19         | 483 | 2.5 / 5.25                       | 45.8 | 1163                     | 27.0 | 686        | 12.3 | 311                      | 51.0 | 23.1   | 8.8  | 0.25          |      |
| DE2410-05/35/05 |                    |      |     |             |     |            |     | 5.25 / 5.25                      | 48.5 | 1232                     |      |            |      |                          | 52.0 | 23.6   | 9.3  | 0.26          |      |
| DE2412-02/24/02 |                    |      |     |             |     |            |     | 2.5 / 2.5                        | 32.0 | 813                      |      |            |      |                          | 50   | 22.7   | 7.3  | 0.21          |      |
| DE2412-02/24/05 | 4U**               | 7.00 | 178 | 20          | 508 | 19         | 483 | 2.5 / 5.25                       | 34.8 | 883                      | 27.0 | 686        | 14.6 | 371                      | 51   | 23.1   | 7.9  | 0.22          |      |
| DE2412-05/24/05 |                    |      |     |             |     |            |     | 5.25 / 5.25                      | 37.5 | 953                      |      |            |      |                          | 52   | 23.6   | 8.6  | 0.24          |      |
| DE2412-02/35/02 |                    |      |     |             |     |            |     | 2.5 / 2.5                        | 43.0 | 1092                     |      |            |      |                          | 53.0 | 24.0   | 9.8  | 0.28          |      |
| DE2412-02/35/05 | 4U**               | 7.00 | 178 | 33          | 838 | 19         | 483 | 2.5 / 5.25                       | 45.8 | 1163                     | 27.0 | 686        | 14.6 | 371                      | 54.0 | 24.5   | 10.5 | 0.30          |      |
| DE2412-05/35/05 |                    |      |     |             |     |            |     | 5.25 / 5.25                      | 48.5 | 1232                     |      |            |      |                          | 55.0 | 25.0   | 11.1 | 0.31          |      |
| DE2414-02/24/02 |                    |      |     |             |     |            |     | 2.5 / 2.5                        | 32.0 | 813                      |      |            |      |                          | 52   | 23.6   | 8.3  | 0.24          |      |
| DE2414-02/24/05 | 5U**               | 8.75 | 222 | 20          | 508 | 19         | 483 | 2.5 / 5.25                       | 34.8 | 883                      | 27.0 | 686        | 16.6 | 422                      | 54   | 24.5   | 9.0  | 0.26          |      |
| DE2414-05/24/05 |                    |      |     |             |     |            |     | 5.25 / 5.25                      | 37.5 | 953                      |      |            |      |                          | 56   | 25.4   | 9.7  | 0.28          |      |
| DE2414-02/27/02 |                    |      |     |             |     |            |     | 2.5 / 2.5                        | 34.9 | 886                      |      |            |      |                          | 53   | 24.0   | 9.1  | 0.26          |      |
| DE2414-02/27/05 | 5U**               | 8.75 | 222 | 25          | 635 | 19         | 483 | 2.5 / 5.25                       | 37.6 | 956                      | 27.0 | 686        | 16.6 | 422                      | 55   | 24.9   | 9.8  | 0.28          |      |
| DE2414-05/27/05 |                    |      |     |             |     |            |     | 5.25 / 5.25                      | 40.4 | 1026                     |      |            |      |                          | 57   | 25.9   | 10.5 | 0.30          |      |

| CLASSIC RACK™     | RACK HEIGHT U SIZE |       |      | RACK LENGTH |     | RACK WIDTH |     | LID I.D. FRONT/BACK <sup>1</sup> | LENGTH O.D. <sup>2</sup> |      | WIDTH O.D. |     | HEIGHT O.D. <sup>3</sup> |      | WEIGHT |      | SHIPPING CUBE |      |
|-------------------|--------------------|-------|------|-------------|-----|------------|-----|----------------------------------|--------------------------|------|------------|-----|--------------------------|------|--------|------|---------------|------|
|                   | U                  | in    | mm   | in          | mm  | in         | mm  | in                               | in                       | mm   | in         | mm  | in                       | mm   | lbs    | kg   | ft3           | m3   |
| DE2414-02/35/02   | 5U**               | 8.75  | 222  | 33          | 838 | 19         | 483 | 2.5 / 2.5                        | 43.0                     | 1092 | 27.0       | 686 | 16.6                     | 422  | 54.0   | 24.5 | 11.2          | 0.32 |
| DE2414-02/35/05   |                    |       |      |             |     |            |     | 2.5 / 5.25                       | 45.8                     | 1163 |            |     |                          |      | 56.0   | 25.4 | 11.9          | 0.37 |
| DE2414-05/35/05   |                    |       |      |             |     |            |     | 5.25 / 5.25                      | 48.5                     | 1232 |            |     |                          |      | 58.0   | 26.3 | 12.6          | 0.36 |
| DE2416-02/24/02   | 6U**               | 10.50 | 267  | 20          | 508 | 19         | 483 | 2.5 / 2.5                        | 32.0                     | 813  | 27.0       | 686 | 18.6                     | 473  | 56     | 25.4 | 9.3           | 0.26 |
| DE2416-02/24/05   |                    |       |      |             |     |            |     | 2.5 / 5.25                       | 34.8                     | 883  |            |     |                          |      | 57     | 25.9 | 10.1          | 0.29 |
| DE2416-05/24/05   |                    |       |      |             |     |            |     | 5.25 / 5.25                      | 37.5                     | 953  |            |     |                          |      | 59     | 26.8 | 10.9          | 0.31 |
| DE2416-02/27/02   | 6U**               | 10.50 | 267  | 25          | 635 | 19         | 483 | 2.5 / 2.5                        | 34.9                     | 886  | 27.0       | 686 | 18.6                     | 473  | 57     | 25.9 | 10.1          | 0.29 |
| DE2416-02/27/05   |                    |       |      |             |     |            |     | 2.5 / 5.25                       | 37.6                     | 956  |            |     |                          |      | 59     | 26.8 | 10.9          | 0.31 |
| DE2416-05/27/05   |                    |       |      |             |     |            |     | 5.25 / 5.25                      | 40.4                     | 1026 |            |     |                          |      | 60     | 27.2 | 11.7          | 0.33 |
| DE2418-02/20/02   | 7U**               | 12.25 | 311  | 18          | 457 | 19         | 483 | 2.5 / 2.5                        | 27.5                     | 699  | 27.0       | 686 | 20.6                     | 524  | 59     | 26.8 | 8.9           | 0.25 |
| DE2418-02/20/05   |                    |       |      |             |     |            |     | 2.5 / 5.25                       | 30.3                     | 768  |            |     |                          |      | 61     | 27.7 | 9.7           | 0.28 |
| DE2418-05/20/05   |                    |       |      |             |     |            |     | 5.25 / 5.25                      | 33.0                     | 838  |            |     |                          |      | 63     | 28.6 | 10.6          | 0.30 |
| DE2418-02/35/02   | 7U**               | 12.25 | 311  | 33          | 838 | 19         | 483 | 2.5 / 2.5                        | 43.0                     | 1092 | 27.0       | 686 | 20.6                     | 524  | 63.0   | 28.6 | 13.8          | 0.39 |
| DE2418-02/35/05   |                    |       |      |             |     |            |     | 2.5 / 5.25                       | 45.8                     | 1163 |            |     |                          |      | 65.0   | 29.5 | 14.7          | 0.42 |
| DE2418-05/35/05   |                    |       |      |             |     |            |     | 5.25 / 5.25                      | 48.5                     | 1232 |            |     |                          |      | 67.0   | 30.4 | 15.6          | 0.44 |
| DE2418-02/27/02   | 7U**               | 12.25 | 311  | 25          | 635 | 19         | 483 | 2.5 / 2.5                        | 34.9                     | 886  | 27.0       | 686 | 20.6                     | 524  | 60     | 27.2 | 11.2          | 0.32 |
| DE2418-02/27/05   |                    |       |      |             |     |            |     | 2.5 / 5.25                       | 37.6                     | 956  |            |     |                          |      | 62     | 28.1 | 12.1          | 0.34 |
| DE2418-05/27/05   |                    |       |      |             |     |            |     | 5.25 / 5.25                      | 40.4                     | 1026 |            |     |                          |      | 64     | 29.0 | 13.0          | 0.37 |
| DE2421-02/27/02   | 9U**               | 15.75 | 400  | 25          | 635 | 19         | 483 | 2.5 / 2.5                        | 34.9                     | 886  | 27.0       | 686 | 24.3                     | 616  | 70     | 31.8 | 13.2          | 0.37 |
| DE2421-02/27/05   |                    |       |      |             |     |            |     | 2.5 / 5.25                       | 37.6                     | 956  |            |     |                          |      | 71     | 32.2 | 14.3          | 0.40 |
| DE2421-05/27/05   |                    |       |      |             |     |            |     | 5.25 / 5.25                      | 40.4                     | 1026 |            |     |                          |      | 73     | 33.1 | 15.3          | 0.43 |
| DE2421-02/35/02   | 9U**               | 15.75 | 400  | 33          | 838 | 19         | 483 | 2.5 / 2.5                        | 43.0                     | 1092 | 27.0       | 686 | 24.3                     | 616  | 71.0   | 32.2 | 16.3          | 0.46 |
| DE2421-02/35/05   |                    |       |      |             |     |            |     | 2.5 / 5.25                       | 45.8                     | 1163 |            |     |                          |      | 72.0   | 32.7 | 17.4          | 0.49 |
| DE2421-05/35/05   |                    |       |      |             |     |            |     | 5.25 / 5.25                      | 48.5                     | 1232 |            |     |                          |      | 74.0   | 33.6 | 18.4          | 0.52 |
| * DE2121-02/18/02 | 10U                | 17.50 | 445  | 17          | 432 | 19         | 483 | 2.5 / 2.5                        | 25.5                     | 648  | 24.0       | 610 | 24.3                     | 616  | 47     | 21.3 | 8.6           | 0.24 |
| * DE2121-02/18/05 |                    |       |      |             |     |            |     | 2.5 / 5.25                       | 28.3                     | 718  |            |     |                          |      | 49     | 22.2 | 9.5           | 0.27 |
| * DE2121-05/18/05 |                    |       |      |             |     |            |     | 5.25 / 5.25                      | 31.0                     | 787  |            |     |                          |      | 51     | 23.1 | 10.4          | 0.30 |
| * DE2121-02/30/02 | 10U                | 17.50 | 445  | 28          | 711 | 19         | 483 | 2.5 / 2.5                        | 37.5                     | 953  | 24.0       | 610 | 24.3                     | 616  | 76     | 34.5 | 12.6          | 0.36 |
| * DE2121-02/30/05 |                    |       |      |             |     |            |     | 2.5 / 5.25                       | 40.3                     | 1022 |            |     |                          |      | 78     | 35.4 | 13.6          | 0.38 |
| * DE2121-05/30/05 |                    |       |      |             |     |            |     | 5.25 / 5.25                      | 43.0                     | 1092 |            |     |                          |      | 80     | 36.3 | 14.5          | 0.41 |
| DE2425-02/27/02   | 11U**              | 19.25 | 489  | 25          | 635 | 19         | 483 | 2.5 / 2.5                        | 34.9                     | 886  | 27.0       | 686 | 27.9                     | 709  | 75     | 34.0 | 15.2          | 0.43 |
| DE2425-02/27/05   |                    |       |      |             |     |            |     | 2.5 / 5.25                       | 37.6                     | 956  |            |     |                          |      | 78     | 35.4 | 16.4          | 0.46 |
| DE2425-05/27/05   |                    |       |      |             |     |            |     | 5.25 / 5.25                      | 40.4                     | 1026 |            |     |                          |      | 81     | 36.7 | 17.6          | 0.50 |
| DE2430-02/27/02   | 14U**              | 24.50 | 622  | 25          | 635 | 19         | 483 | 2.5 / 2.5                        | 34.9                     | 886  | 27.0       | 686 | 33.0                     | 838  | 79     | 35.8 | 18.0          | 0.51 |
| DE2430-02/27/05   |                    |       |      |             |     |            |     | 2.5 / 5.25                       | 37.6                     | 956  |            |     |                          |      | 81     | 36.7 | 19.4          | 0.55 |
| DE2430-05/27/05   |                    |       |      |             |     |            |     | 5.25 / 5.25                      | 40.4                     | 1026 |            |     |                          |      | 83     | 37.6 | 20.8          | 0.59 |
| DE2442-02/27/02   | 21U**              | 36.75 | 933  | 25          | 635 | 19         | 483 | 2.5 / 2.5                        | 34.9                     | 886  | 27.0       | 686 | 44.6                     | 1133 | 103    | 46.7 | 24.3          | 0.69 |
| DE2442-02/27/05   |                    |       |      |             |     |            |     | 2.5 / 5.25                       | 37.6                     | 956  |            |     |                          |      | 105    | 47.6 | 26.2          | 0.74 |
| DE2442-05/27/05   |                    |       |      |             |     |            |     | 5.25 / 5.25                      | 40.4                     | 1026 |            |     |                          |      | 107    | 48.5 | 28.2          | 0.80 |
| DE2652-02/25/02   | 26U**              | 45.50 | 1156 | 23          | 584 | 19         | 483 | 2.5 / 2.5                        | 32.5                     | 826  | 29.0       | 737 | 54.6                     | 1387 | 119    | 54.0 | 29.8          | 0.84 |
| DE2652-02/25/05   |                    |       |      |             |     |            |     | 2.5 / 5.25                       | 35.3                     | 895  |            |     |                          |      | 121    | 54.9 | 32.3          | 0.91 |
| DE2652-05/25/05   |                    |       |      |             |     |            |     | 5.25 / 5.25                      | 38.0                     | 965  |            |     |                          |      | 123    | 55.8 | 34.8          | 0.99 |

\* Reduced Sway Space - Special shock mounts required

\*\* 1U larger frame option available

1 - Lid Outside Dimension (O.D.) = Lid I.D. plus 1.25" (3,2cm) per lid

2 - Length includes stacking ribs

3 - Height excludes 1.0" (2,5cm) stacking ribs



| SUPER MAC™          | RACK HEIGHT<br>U SIZE |       |     | RACK LENGTH |     | RACK WIDTH |     | LID I.D.<br>FRONT/<br>BACK <sup>1</sup> | LENGTH<br>O.D. <sup>2</sup> |      | WIDTH<br>O.D. <sup>3</sup> |     | HEIGHT<br>O.D. <sup>4</sup> |     | WEIGHT |      | SHIPPING<br>CUBE |      |
|---------------------|-----------------------|-------|-----|-------------|-----|------------|-----|---|-----------------------------|------|----------------------------|-----|-----------------------------|-----|--------|------|------------------|------|
|                     | U                     | in    | mm  | in          | mm  | in         | mm  | in                                      | in                          | mm   | in                         | mm  | in                          | mm  | lbs    | kg   | ft3              | m3   |
| SMAC 2109-02/29/02  | 3U                    | 5.25  | 133 | 24          | 610 | 19         | 483 | 2.2 / 2.2                               | 35.5                        | 902  | 23.8                       | 603 | 11.4                        | 289 | 48     | 21.8 | 5.5              | 0.16 |
| SMAC 2109-02/29/05W |                       |       |     |             |     |            |     | 2.2 / 5.2                               | 38.5                        | 978  |                            |     |                             |     | 50     | 22.7 | 6.0              | 0.17 |
| SMAC 2109-05/29/05W |                       |       |     |             |     |            |     | 5.2 / 5.2                               | 41.5                        | 1054 |                            |     |                             |     | 52     | 23.6 | 6.5              | 0.18 |
| SMAC 2111-02/29/02  | 4U                    | 7.00  | 178 | 24          | 610 | 19         | 483 | 2.2 / 2.2                               | 35.5                        | 902  | 23.8                       | 603 | 13.1                        | 333 | 51     | 23.1 | 6.4              | 0.18 |
| SMAC 2111-02/29/05W |                       |       |     |             |     |            |     | 2.2 / 5.2                               | 38.5                        | 978  |                            |     |                             |     | 53     | 24.0 | 6.9              | 0.20 |
| SMAC 2111-05/29/05W |                       |       |     |             |     |            |     | 5.2 / 5.2                               | 41.5                        | 1054 |                            |     |                             |     | 55     | 24.9 | 7.5              | 0.21 |
| SMAC 2112-02/29/02  | 5U                    | 8.75  | 222 | 24          | 610 | 19         | 483 | 2.2 / 2.2                               | 35.5                        | 902  | 23.8                       | 603 | 14.9                        | 378 | 53     | 24.0 | 7.3              | 0.21 |
| SMAC 2112-02/29/05W |                       |       |     |             |     |            |     | 2.2 / 5.2                               | 38.5                        | 978  |                            |     |                             |     | 55     | 24.9 | 7.9              | 0.22 |
| SMAC 2112-05/29/05W |                       |       |     |             |     |            |     | 5.2 / 5.2                               | 41.5                        | 1054 |                            |     |                             |     | 57     | 25.9 | 8.5              | 0.24 |
| SMAC 2116-02/29/02  | 7U                    | 12.25 | 311 | 24          | 610 | 19         | 483 | 2.2 / 2.2                               | 35.5                        | 902  | 23.8                       | 603 | 18.4                        | 467 | 57     | 25.9 | 9.0              | 0.25 |
| SMAC 2116-02/29/05W |                       |       |     |             |     |            |     | 2.2 / 5.2                               | 38.5                        | 978  |                            |     |                             |     | 60     | 27.2 | 9.7              | 0.28 |
| SMAC 2116-05/29/05W |                       |       |     |             |     |            |     | 5.2 / 5.2                               | 41.5                        | 1054 |                            |     |                             |     | 62     | 28.1 | 10.5             | 0.30 |
| SMAC 2119-02/29/02  | 9U                    | 15.75 | 400 | 24          | 610 | 19         | 483 | 2.2 / 2.2                               | 35.5                        | 902  | 23.8                       | 603 | 21.9                        | 556 | 61     | 27.7 | 10.7             | 0.30 |
| SMAC 2119-02/29/05W |                       |       |     |             |     |            |     | 2.2 / 5.2                               | 38.5                        | 978  |                            |     |                             |     | 64     | 29.0 | 11.6             | 0.33 |
| SMAC 2119-05/29/05W |                       |       |     |             |     |            |     | 5.2 / 5.2                               | 41.5                        | 1054 |                            |     |                             |     | 66     | 29.9 | 12.5             | 0.35 |
| SMAC 2122-02/29/02  | 11U                   | 19.25 | 489 | 24          | 610 | 19         | 483 | 2.2 / 2.2                               | 35.5                        | 902  | 23.8                       | 603 | 25.4                        | 644 | 66     | 29.9 | 12.4             | 0.35 |
| SMAC 2122-02/29/05W |                       |       |     |             |     |            |     | 2.2 / 5.2                               | 38.5                        | 978  |                            |     |                             |     | 69     | 31.3 | 13.4             | 0.38 |
| SMAC 2122-05/29/05W |                       |       |     |             |     |            |     | 5.2 / 5.2                               | 41.5                        | 1054 |                            |     |                             |     | 71     | 32.2 | 14.5             | 0.41 |
| SMAC 2128-02/29/02  | 14U                   | 24.50 | 622 | 24          | 610 | 19         | 483 | 2.2 / 2.2                               | 35.5                        | 902  | 23.8                       | 603 | 30.6                        | 778 | 71     | 32.2 | 14.9             | 0.42 |
| SMAC 2128-02/29/05W |                       |       |     |             |     |            |     | 2.2 / 5.2                               | 38.5                        | 978  |                            |     |                             |     | 74     | 33.6 | 16.2             | 0.46 |
| SMAC 2128-05/29/05W |                       |       |     |             |     |            |     | 5.2 / 5.2                               | 41.5                        | 1054 |                            |     |                             |     | 77     | 34.9 | 17.5             | 0.49 |

1- Lid Outside Dimension (O.D.) = Lid I.D. plus 1.3" (3,3cm) on 5.2" (13,2cm) lids and plus 1.1" (2,8cm) on 2.2" (5,6cm) lids

2 - Length includes stiffening ribs, with metal handles installed

3 - Width listed is calculated with metal handles installed on sides

4 - Height excludes .44" (1,1cm) stacking ribs

| MAC RACK™       | RACK HEIGHT<br>U SIZE |      |     | RACK LENGTH |     | RACK WIDTH |     | LID I.D.<br>FRONT/<br>BACK <sup>1</sup> | LENGTH<br>O.D. <sup>2</sup> |      | WIDTH<br>O.D. <sup>3</sup> |     | HEIGHT<br>O.D. <sup>4</sup> |     | WEIGHT |      | SHIPPING<br>CUBE |      |
|-----------------|-----------------------|------|-----|-------------|-----|------------|-----|---|-----------------------------|------|----------------------------|-----|-----------------------------|-----|--------|------|------------------|------|
|                 | U                     | in   | mm  | in          | mm  | in         | mm  | in                                      | in                          | mm   | in                         | mm  | in                          | mm  | lbs    | kg   | ft3              | m3   |
| MR1907-02/25/02 | 3U                    | 5.25 | 133 | 20          | 508 | 19         | 483 | 2.2 / 2.2                               | 31.1                        | 789  | 22.0                       | 559 | 9.6                         | 244 | 31     | 13.9 | 3.8              | 0.11 |
| MR1907-02/25/05 |                       |      |     |             |     |            |     | 2.2 / 4.4                               | 33.6                        | 853  |                            |     |                             |     | 32     | 14.5 | 4.1              | 0.12 |
| MR1907-05/25/05 |                       |      |     |             |     |            |     | 4.4 / 4.4                               | 36.1                        | 917  |                            |     |                             |     | 33     | 15.1 | 4.4              | 0.13 |
| MR1907-02/29/02 | 3U                    | 5.25 | 133 | 24          | 610 | 19         | 483 | 2.2 / 2.2                               | 35.1                        | 891  | 22.0                       | 559 | 9.6                         | 244 | 32     | 14.5 | 4.3              | 0.12 |
| MR1907-02/29/05 |                       |      |     |             |     |            |     | 2.2 / 4.4                               | 37.6                        | 955  |                            |     |                             |     | 33     | 15.0 | 4.6              | 0.13 |
| MR1907-05/29/05 |                       |      |     |             |     |            |     | 4.4 / 4.4                               | 40.1                        | 1019 |                            |     |                             |     | 34     | 15.4 | 4.9              | 0.14 |
| MR1909-02/25/02 | 4U                    | 7.00 | 178 | 20          | 508 | 19         | 483 | 2.2 / 2.2                               | 31.1                        | 789  | 22.0                       | 559 | 11.4                        | 289 | 33     | 15.2 | 4.5              | 0.13 |
| MR1909-02/25/05 |                       |      |     |             |     |            |     | 2.2 / 4.4                               | 33.6                        | 853  |                            |     |                             |     | 35     | 15.8 | 4.9              | 0.14 |
| MR1909-05/25/05 |                       |      |     |             |     |            |     | 4.4 / 4.4                               | 36.1                        | 917  |                            |     |                             |     | 36     | 16.3 | 5.2              | 0.15 |
| MR1909-02/29/02 | 4U                    | 7.00 | 178 | 24          | 610 | 19         | 483 | 2.2 / 2.2                               | 35.1                        | 891  | 22.0                       | 559 | 11.4                        | 289 | 35     | 15.6 | 5.1              | 0.14 |
| MR1909-02/29/05 |                       |      |     |             |     |            |     | 2.2 / 4.4                               | 37.6                        | 955  |                            |     |                             |     | 36     | 16.2 | 5.4              | 0.15 |
| MR1909-05/29/05 |                       |      |     |             |     |            |     | 4.4 / 4.4                               | 40.1                        | 1019 |                            |     |                             |     | 37     | 16.9 | 5.8              | 0.16 |
| MR1910-02/25/02 | 5U                    | 8.75 | 222 | 20          | 508 | 19         | 483 | 2.2 / 2.2                               | 31.1                        | 789  | 22.6                       | 575 | 13.1                        | 333 | 36     | 16.5 | 5.3              | 0.15 |
| MR1910-02/25/05 |                       |      |     |             |     |            |     | 2.2 / 4.4                               | 33.6                        | 853  |                            |     |                             |     | 38     | 17.1 | 5.8              | 0.16 |
| MR1910-05/25/05 |                       |      |     |             |     |            |     | 4.4 / 4.4                               | 36.1                        | 917  |                            |     |                             |     | 39     | 17.6 | 6.2              | 0.18 |

| MAC RACK™       | RACK HEIGHT<br>U SIZE |       |     | RACK<br>LENGTH |     | RACK<br>WIDTH |     | LID I.D.<br>FRONT/<br>BACK 1 | LENGTH<br>O.D. 2 |      | WIDTH<br>O.D. 3 |     | HEIGHT<br>O.D. 4 |     | WEIGHT |      | SHIPPING<br>CUBE |      |
|-----------------|-----------------------|-------|-----|----------------|-----|---------------|-----|------------------------------|------------------|------|-----------------|-----|------------------|-----|--------|------|------------------|------|
|                 | U                     | in    | mm  | in             | mm  | in            | mm  | in                           | in               | mm   | in              | mm  | in               | mm  | lbs    | kg   | ft3              | m3   |
| MR1910-02/29/02 | 5U                    | 8.75  | 222 | 24             | 610 | 19            | 483 | 2.2 / 2.2                    | 35.1             | 891  | 22.6            | 575 | 13.1             | 333 | 37     | 17.0 | 6.0              | 0.17 |
| MR1910-02/29/05 |                       |       |     |                |     |               |     | 2.2 / 4.4                    | 37.6             | 955  |                 |     |                  |     | 39     | 17.6 | 6.5              | 0.18 |
| MR1910-05/29/05 |                       |       |     |                |     |               |     | 4.4 / 4.4                    | 40.1             | 1019 |                 |     |                  |     | 40     | 18.1 | 6.9              | 0.20 |
| MR1913-02/25/02 | 6U                    | 10.50 | 267 | 20             | 508 | 19            | 483 | 2.2 / 2.2                    | 31.1             | 789  | 22.6            | 575 | 14.9             | 378 | 39     | 17.8 | 6.1              | 0.17 |
| MR1913-02/25/05 |                       |       |     |                |     |               |     | 2.2 / 4.4                    | 33.6             | 853  |                 |     |                  |     | 41     | 18.4 | 6.5              | 0.19 |
| MR1913-05/25/05 |                       |       |     |                |     |               |     | 4.4 / 4.4                    | 36.1             | 917  |                 |     |                  |     | 42     | 19.0 | 7.0              | 0.20 |
| MR1913-02/29/02 | 6U                    | 10.50 | 267 | 24             | 610 | 19            | 483 | 2.2 / 2.2                    | 35.1             | 891  | 22.6            | 575 | 14.9             | 378 | 40     | 18.3 | 6.8              | 0.19 |
| MR1913-02/29/05 |                       |       |     |                |     |               |     | 2.2 / 4.4                    | 37.6             | 955  |                 |     |                  |     | 42     | 18.9 | 7.3              | 0.21 |
| MR1913-05/29/05 |                       |       |     |                |     |               |     | 4.4 / 4.4                    | 40.1             | 1019 |                 |     |                  |     | 43     | 19.5 | 7.8              | 0.22 |
| MR1914-02/25/02 | 7U                    | 12.25 | 311 | 20             | 508 | 19            | 483 | 2.2 / 2.2                    | 31.1             | 789  | 22.6            | 575 | 16.6             | 422 | 42     | 19.1 | 6.8              | 0.19 |
| MR1914-02/25/05 |                       |       |     |                |     |               |     | 2.2 / 4.4                    | 33.6             | 853  |                 |     |                  |     | 43     | 19.5 | 7.3              | 0.21 |
| MR1914-05/25/05 |                       |       |     |                |     |               |     | 4.4 / 4.4                    | 36.1             | 917  |                 |     |                  |     | 44     | 20.0 | 7.9              | 0.22 |
| MR1914-02/29/02 | 7U                    | 12.25 | 311 | 24             | 610 | 19            | 483 | 2.2 / 2.2                    | 35.1             | 891  | 22.6            | 575 | 16.6             | 422 | 42     | 18.8 | 7.6              | 0.22 |
| MR1914-02/29/05 |                       |       |     |                |     |               |     | 2.2 / 4.4                    | 37.6             | 955  |                 |     |                  |     | 44     | 20.1 | 8.2              | 0.23 |
| MR1914-05/29/05 |                       |       |     |                |     |               |     | 4.4 / 4.4                    | 40.1             | 1019 |                 |     |                  |     | 47     | 21.3 | 8.7              | 0.25 |
| MR1917-02/25/02 | 9U                    | 15.75 | 400 | 20             | 508 | 19            | 483 | 2.2 / 2.2                    | 31.1             | 789  | 22.6            | 575 | 20.2             | 512 | 46     | 20.9 | 8.2              | 0.23 |
| MR1917-02/25/05 |                       |       |     |                |     |               |     | 2.2 / 4.4                    | 33.6             | 853  |                 |     |                  |     | 47     | 21.3 | 8.9              | 0.25 |
| MR1917-05/25/05 |                       |       |     |                |     |               |     | 4.4 / 4.4                    | 36.1             | 917  |                 |     |                  |     | 48     | 21.9 | 9.5              | 0.27 |
| MR1917-02/29/02 | 9U                    | 15.75 | 400 | 24             | 610 | 19            | 483 | 2.2 / 2.2                    | 35.1             | 891  | 22.6            | 575 | 20.2             | 512 | 47     | 21.3 | 9.3              | 0.26 |
| MR1917-02/29/05 |                       |       |     |                |     |               |     | 2.2 / 4.4                    | 37.6             | 955  |                 |     |                  |     | 48     | 21.9 | 9.9              | 0.28 |
| MR1917-05/29/05 |                       |       |     |                |     |               |     | 4.4 / 4.4                    | 40.1             | 1019 |                 |     |                  |     | 49     | 22.4 | 10.6             | 0.30 |
| MR1921-02/25/02 | 11U                   | 19.25 | 489 | 20             | 508 | 19            | 483 | 2.2 / 2.2                    | 31.1             | 789  | 22.6            | 575 | 23.6             | 600 | 50     | 22.6 | 9.6              | 0.27 |
| MR1921-02/25/05 |                       |       |     |                |     |               |     | 2.2 / 4.4                    | 33.6             | 853  |                 |     |                  |     | 51     | 23.1 | 10.4             | 0.29 |
| MR1921-05/25/05 |                       |       |     |                |     |               |     | 4.4 / 4.4                    | 36.1             | 917  |                 |     |                  |     | 52     | 23.6 | 11.2             | 0.32 |
| MR1921-02/29/02 | 11U                   | 19.25 | 489 | 24             | 610 | 19            | 483 | 2.2 / 2.2                    | 35.1             | 891  | 22.6            | 575 | 23.6             | 600 | 51     | 23.1 | 10.8             | 0.31 |
| MR1921-02/29/05 |                       |       |     |                |     |               |     | 2.2 / 4.4                    | 37.6             | 955  |                 |     |                  |     | 52     | 23.6 | 11.6             | 0.33 |
| MR1921-05/29/05 |                       |       |     |                |     |               |     | 4.4 / 4.4                    | 40.1             | 1019 |                 |     |                  |     | 53     | 24.1 | 12.4             | 0.35 |
| MR1923-02/25/02 | 12U                   | 21.00 | 533 | 20             | 508 | 19            | 483 | 2.2 / 2.2                    | 31.1             | 789  | 22.6            | 575 | 25.4             | 644 | 52     | 23.5 | 10.3             | 0.29 |
| MR1923-02/25/05 |                       |       |     |                |     |               |     | 2.2 / 4.4                    | 33.6             | 853  |                 |     |                  |     | 53     | 24.0 | 11.2             | 0.32 |
| MR1923-05/25/05 |                       |       |     |                |     |               |     | 4.4 / 4.4                    | 36.1             | 917  |                 |     |                  |     | 54     | 24.6 | 12.0             | 0.34 |
| MR1923-02/29/02 | 12U                   | 21.00 | 533 | 24             | 610 | 19            | 483 | 2.2 / 2.2                    | 35.1             | 891  | 22.6            | 575 | 25.4             | 644 | 53     | 24.0 | 11.7             | 0.33 |
| MR1923-02/29/05 |                       |       |     |                |     |               |     | 2.2 / 4.4                    | 37.6             | 955  |                 |     |                  |     | 54     | 24.6 | 12.5             | 0.35 |
| MR1923-05/29/05 |                       |       |     |                |     |               |     | 4.4 / 4.4                    | 40.1             | 1019 |                 |     |                  |     | 55     | 25.1 | 13.3             | 0.38 |
| MR1926-02/25/02 | 14U                   | 24.50 | 622 | 20             | 508 | 19            | 483 | 2.2 / 2.2                    | 31.1             | 789  | 22.6            | 575 | 28.9             | 734 | 56     | 25.4 | 11.8             | 0.33 |
| MR1926-02/25/05 |                       |       |     |                |     |               |     | 2.2 / 4.4                    | 33.6             | 853  |                 |     |                  |     | 57     | 25.7 | 12.7             | 0.36 |
| MR1926-05/25/05 |                       |       |     |                |     |               |     | 4.4 / 4.4                    | 36.1             | 917  |                 |     |                  |     | 57     | 25.9 | 13.7             | 0.39 |
| MR1926-02/29/02 | 14U                   | 24.50 | 622 | 24             | 610 | 19            | 483 | 2.2 / 2.2                    | 35.1             | 891  | 22.6            | 575 | 28.9             | 734 | 57     | 25.9 | 13.3             | 0.38 |
| MR1926-02/29/05 |                       |       |     |                |     |               |     | 2.2 / 4.4                    | 37.6             | 955  |                 |     |                  |     | 58     | 26.1 | 14.2             | 0.40 |
| MR1926-05/29/05 |                       |       |     |                |     |               |     | 4.4 / 4.4                    | 40.1             | 1019 |                 |     |                  |     | 58     | 26.4 | 15.2             | 0.43 |

1 - Lid Outside Dimension (O.D.) = Lid I.D. plus 1.3" (3,3cm) on 4.4" (11,2cm) lids and plus 1" (2,54cm) on 2.2" (5,6cm) lids

2 - Length includes stacking ribs

3 - Width listed is calculated with plastic handles installed on sides which is standard. 3U, 4U and 5U cases come standard with stainless steel handles all around.

4 - Height excludes .44" (1,1cm) stacking ribs



| BLACKBOX     | RACK HEIGHT U SIZE |       |     | RACK LENGTH |     | RACK WIDTH |     | LID I.D. FRONT/BACK <sup>1</sup> | LENGTH O.D. <sup>2</sup> |     | WIDTH O.D. <sup>4</sup> |     | HEIGHT O.D. <sup>3</sup> |     | WEIGHT |      | SHIPPING CUBE |      |
|--------------|--------------------|-------|-----|-------------|-----|------------|-----|----------------------------------|--------------------------|-----|-------------------------|-----|--------------------------|-----|--------|------|---------------|------|
|              | U                  | in    | mm  | in          | mm  | in         | mm  | in mm                            | in                       | mm  | in                      | mm  | in                       | mm  | lbs    | kg   | ft3           | m3   |
| BlackBox 3U  | 3U                 | 5.25  | 133 | 24          | 610 | 19         | 483 | 2.2 / 5.2<br>560 / 1320          | 38.5                     | 978 | 24.6                    | 625 | 11.4                     | 289 | 42     | 19.1 | 6.2           | 0.18 |
| BlackBox 4U  | 4U                 | 7.00  | 178 | 24          | 610 | 19         | 483 | 2.2 / 5.2<br>560 / 1320          | 38.5                     | 978 | 24.6                    | 625 | 13.1                     | 333 | 47     | 21.3 | 7.2           | 0.20 |
| BlackBox 5U  | 5U                 | 8.75  | 222 | 24          | 610 | 19         | 483 | 2.2 / 5.2<br>560 / 1320          | 38.5                     | 978 | 24.6                    | 625 | 14.9                     | 378 | 48     | 21.8 | 8.2           | 0.23 |
| BlackBox 7U  | 7U                 | 12.25 | 311 | 24          | 610 | 19         | 483 | 2.2 / 5.2<br>560 / 1320          | 38.5                     | 978 | 24.6                    | 625 | 18.4                     | 467 | 51     | 23.1 | 10.1          | 0.29 |
| BlackBox 9U  | 9U                 | 15.75 | 400 | 24          | 610 | 19         | 483 | 2.2 / 5.2<br>560 / 1320          | 38.5                     | 978 | 24.6                    | 625 | 21.9                     | 556 | 56     | 25.4 | 12.0          | 0.34 |
| BlackBox 11U | 11U                | 19.25 | 489 | 24          | 610 | 19         | 483 | 2.2 / 5.2<br>560 / 1320          | 38.5                     | 978 | 24.6                    | 625 | 25.4                     | 644 | 60     | 27.2 | 13.9          | 0.39 |
| BlackBox 14U | 14U                | 24.50 | 622 | 24          | 610 | 19         | 483 | 2.2 / 5.2<br>560 / 1320          | 38.5                     | 978 | 24.6                    | 625 | 30.6                     | 778 | 66     | 29.9 | 16.8          | 0.48 |

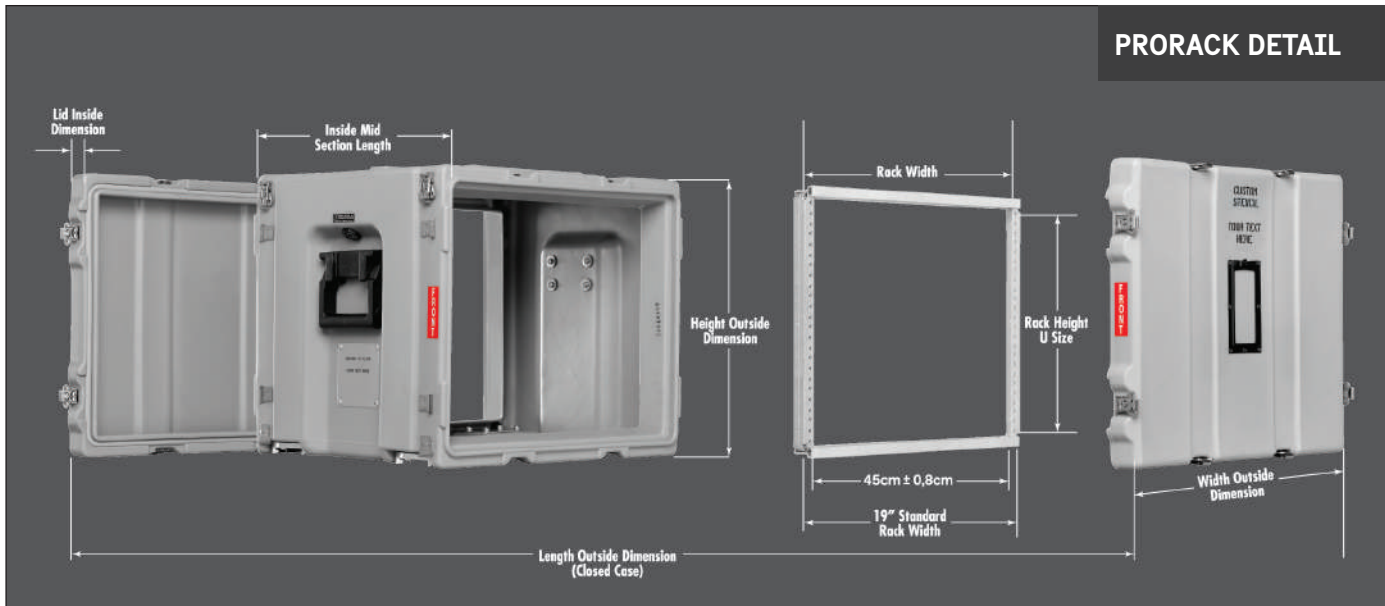
1- Lid Outside Dimension (O.D.) = Lid I.D. plus 1.3" (3,3cm) on 5.2" (13,2cm) lids and plus 1.1" (2,8cm) on 2.2" (5,6cm) lids

2 - Length includes stiffening ribs

3 - Height excludes .44" (1,1cm) stacking ribs

4 - Width is based on measurements with installed comfort grip handles

PELI-HARDIGG SPECIFICATIONS BLACKBOX | PRORACK



| PRORACK™        | RACK HEIGHT U SIZE |       |       | RACK LENGTH |     | RACK WIDTH |     | LID I.D. FRONT/BACK <sup>1</sup> | LENGTH O.D. <sup>2</sup> |     | WIDTH O.D. |     | HEIGHT O.D. <sup>3</sup> |     | WEIGHT |      | SHIPPING CUBE |      |
|-----------------|--------------------|-------|-------|-------------|-----|------------|-----|----------------------------------|--------------------------|-----|------------|-----|--------------------------|-----|--------|------|---------------|------|
|                 | U                  | in    | mm    | in          | mm  | in         | mm  | in mm                            | in                       | mm  | in         | mm  | in                       | mm  | lbs    | kg   | ft3           | m3   |
| PR2008-01/18/01 | 4U                 | 7.00  | 177.8 | 18          | 457 | 19         | 483 | 1.81 / 46                        | 22                       | 559 | 22.4       | 568 | 11.3                     | 286 | 29     | 13   | 3.2           | 0.09 |
| PR2012-01/18/01 | 6U                 | 10.50 | 266.7 | 18          | 457 | 19         | 483 | 1.81 / 46                        | 22                       | 559 | 22.4       | 568 | 14.8                     | 375 | 33     | 15   | 4.2           | 0.12 |
| PR2015-01/18/01 | 8U                 | 14.00 | 355.6 | 18          | 457 | 19         | 483 | 1.81 / 46                        | 22                       | 559 | 22.4       | 568 | 18.3                     | 464 | 36     | 16   | 5.2           | 0.15 |
| PR2018-01/18/01 | 10U                | 17.5  | 444.5 | 18          | 457 | 19         | 483 | 1.81 / 46                        | 22                       | 559 | 22.4       | 568 | 22.3                     | 566 | 39     | 17.7 | 6.4           | 0.17 |
| PR2026-01/18/01 | 14U                | 24.50 | 622.3 | 18          | 457 | 19         | 483 | 1.81 / 46                        | 22                       | 559 | 22.4       | 568 | 28.0                     | 711 | 45     | 20.4 | 8.0           | 0.23 |

1 - Lid Outside Dimension (O.D.) = Lid I.D. plus 0.2" (0,5cm) per lid

2 - Length includes stacking ribs

3 - Height excludes 0.5" (1,3cm) stacking ribs

The variance in rack length based on non shock mounted frame – "17" rack frame is only obtained by purchasing extra rack frame for the rear of the case, 17" rack length may vary – this is not a shock mounted rack"

| MIN MAC RACK™    | RACK HEIGHT U-SIZE |     | RACK LENGTH |        | RACK WIDTH |       | LID I.D. FRONT/BACK | LID O.D. FRONT/BACK | CASE LENGTH O.D.* | CASE WIDTH O.D. | CASE HEIGHT O.D. | WEIGHT |
|------------------|--------------------|-----|-------------|--------|------------|-------|---------------------|---------------------|-------------------|-----------------|------------------|--------|
|                  | U                  | mm  | mm          | inches | mm         | mm    | mm                  | mm                  | mm                | mm              | mm               | kg     |
| MR4U 40/480/40   | 4U                 | 178 | 480         | 19     | 483        | 45/45 | 80/80               | 740                 | 555               | 285             | 17,2             |        |
| MR4U 40/480/100  |                    |     |             |        |            | 45/85 | 80/125              | 785                 |                   |                 | 17,6             |        |
| MR4U 40/610/40   | 4U                 | 178 | 610         | 19     | 483        | 45/45 | 80/80               | 870                 | 555               | 285             | 19,0             |        |
| MR4U 40/610/100  |                    |     |             |        |            | 45/85 | 80/125              | 915                 |                   |                 | 19,4             |        |
| MR6U 40/480/40   | 6U                 | 267 | 480         | 19     | 483        | 45/45 | 80/80               | 740                 | 555               | 375             | 19,3             |        |
| MR6U 40/480/100  |                    |     |             |        |            | 45/85 | 80/125              | 785                 |                   |                 | 19,8             |        |
| MR6U 40/610/40   | 6U                 | 267 | 610         | 19     | 483        | 45/45 | 80/80               | 870                 | 555               | 375             | 20,9             |        |
| MR6U 40/610/100  |                    |     |             |        |            | 45/85 | 80/125              | 915                 |                   |                 | 21,4             |        |
| MR8U 40/480/40   | 8U                 | 355 | 480         | 19     | 483        | 45/45 | 80/80               | 740                 | 555               | 460             | 22,8             |        |
| MR8U 40/480/100  |                    |     |             |        |            | 45/85 | 80/125              | 785                 |                   |                 | 23,5             |        |
| MR8U 40/610/40   | 8U                 | 355 | 610         | 19     | 483        | 45/45 | 80/80               | 870                 | 555               | 460             | 24,8             |        |
| MR8U 40/610/100  |                    |     |             |        |            | 45/85 | 80/125              | 915                 |                   |                 | 25,5             |        |
| MR10U 40/480/40  | 10U                | 443 | 480         | 19     | 483        | 45/45 | 80/80               | 740                 | 555               | 550             | 26,1             |        |
| MR10U 40/480/100 |                    |     |             |        |            | 45/85 | 80/125              | 785                 |                   |                 | 26,8             |        |
| MR10U 40/610/40  | 10U                | 443 | 610         | 19     | 483        | 45/45 | 80/80               | 870                 | 555               | 550             | 28,2             |        |
| MR10U 40/610/100 |                    |     |             |        |            | 45/85 | 80/125              | 915                 |                   |                 | 29,0             |        |
| MR12U 40/480/40  | 12U                | 533 | 480         | 19     | 483        | 45/45 | 80/80               | 740                 | 555               | 640             | 29,2             |        |
| MR12U 40/480/100 |                    |     |             |        |            | 45/85 | 80/125              | 785                 |                   |                 | 30,0             |        |
| MR12U 40/610/40  | 12U                | 533 | 610         | 19     | 483        | 45/45 | 80/80               | 870                 | 555               | 640             | 31,7             |        |
| MR12U 40/610/100 |                    |     |             |        |            | 45/85 | 80/125              | 915                 |                   |                 | 32,5             |        |

\* Length Outside Dimension includes both Lids.  
Please note all weights are approximate, and may vary. These weights have been calculated.

| CLASSIC-V    | RACK HEIGHT U SIZE |       |     | RACK LENGTH |     | RACK WIDTH |     | LID I.D. FRONT/BACK <sup>1</sup> | LENGTH O.D. <sup>2</sup> |      | WIDTH O.D. |     | HEIGHT O.D. <sup>3</sup> |     | WEIGHT |      | SHIPPING CUBE |      |
|--------------|--------------------|-------|-----|-------------|-----|------------|-----|----------------------------------|--------------------------|------|------------|-----|--------------------------|-----|--------|------|---------------|------|
|              | U                  | in    | mm  | in          | mm  | in         | mm  | in                               | in                       | mm   | in         | mm  | in                       | mm  | lbs    | kg   | ft3           | m3   |
| CLASSIC-V-3U | 3U                 | 5.25  | 133 | 33          | 838 | 19         | 483 | 2.5 / 5.25                       | 45.8                     | 1163 | 27.0       | 686 | 12.3                     | 311 | 51.0   | 23.1 | 8.8           | 0.25 |
| CLASSIC-V-4U | 4U                 | 7.00  | 178 | 33          | 838 | 19         | 483 | 2.5 / 5.25                       | 45.8                     | 1163 | 27.0       | 686 | 14.6                     | 371 | 54.0   | 24.5 | 10.5          | 0.30 |
| CLASSIC-V-5U | 5U                 | 8.75  | 222 | 33          | 838 | 19         | 483 | 2.5 / 5.25                       | 45.8                     | 1163 | 27.0       | 686 | 16.6                     | 422 | 56.0   | 25.4 | 11.9          | 0.37 |
| CLASSIC-V-7U | 7U                 | 12.25 | 311 | 33          | 838 | 19         | 483 | 2.5 / 5.25                       | 45.8                     | 1163 | 27.0       | 686 | 20.6                     | 524 | 65.0   | 29.5 | 14.7          | 0.42 |
| CLASSIC-V-9U | 9U                 | 15.75 | 400 | 33          | 838 | 19         | 483 | 2.5 / 5.25                       | 45.8                     | 1163 | 27.0       | 686 | 24.3                     | 616 | 72.0   | 32.7 | 17.4          | 0.49 |

| SUPER-V     | RACK HEIGHT U SIZE |       |     | RACK LENGTH |     | RACK WIDTH |     | LID I.D. FRONT/BACK <sup>1</sup> | LENGTH O.D. <sup>2</sup> |     | WIDTH O.D. |     | HEIGHT O.D. <sup>3</sup> |     | WEIGHT |      | SHIPPING CUBE |      |
|-------------|--------------------|-------|-----|-------------|-----|------------|-----|----------------------------------|--------------------------|-----|------------|-----|--------------------------|-----|--------|------|---------------|------|
|             | U                  | in    | mm  | in          | mm  | in         | mm  | in                               | in                       | mm  | in         | mm  | in                       | mm  | lbs    | kg   | ft3           | m3   |
| SUPER-V-3U  | 3U                 | 5.25  | 133 | 24          | 610 | 19         | 483 | 2.2 / 5.2                        | 38.5                     | 978 | 28.3       | 603 | 11.4                     | 289 | 50     | 22.7 | 6.0           | 0.17 |
| SUPER-V-4U  | 4U                 | 7.00  | 178 | 24          | 610 | 19         | 483 | 2.2 / 5.2                        | 38.5                     | 978 | 28.3       | 603 | 13.1                     | 333 | 53     | 24.0 | 6.9           | 0.20 |
| SUPER-V-5U  | 5U                 | 8.75  | 222 | 24          | 610 | 19         | 483 | 2.2 / 5.2                        | 38.5                     | 978 | 28.3       | 603 | 14.9                     | 378 | 55     | 24.9 | 7.9           | 0.22 |
| SUPER-V-7U  | 7U                 | 12.25 | 311 | 24          | 610 | 19         | 483 | 2.2 / 5.2                        | 38.5                     | 978 | 28.3       | 603 | 18.4                     | 467 | 60     | 27.2 | 9.7           | 0.28 |
| SUPER-V-9U  | 9U                 | 15.75 | 400 | 24          | 610 | 19         | 483 | 2.2 / 5.2                        | 38.5                     | 978 | 28.3       | 603 | 21.9                     | 556 | 64     | 29.0 | 11.6          | 0.33 |
| SUPER-V-11U | 11U                | 19.25 | 489 | 24          | 610 | 19         | 483 | 2.2 / 5.2                        | 38.5                     | 978 | 28.3       | 603 | 25.4                     | 644 | 69     | 31.3 | 13.4          | 0.38 |
| SUPER-V-14U | 14U                | 24.50 | 622 | 24          | 610 | 19         | 483 | 2.2 / 5.2                        | 38.5                     | 978 | 28.3       | 603 | 30.6                     | 778 | 74     | 33.6 | 16.2          | 0.46 |

1 Lid Outside Dimensions (O.D.) = Lid I.D. plus 31,8 mm (1,25") per lid  
 2 Length Includes Stacking Ribs  
 3 Height Excludes 1" Stacking Ribs (11,2 mm (.44") on Super-V)  
 Width of all cases includes attached standard handles



# LEARN MORE ABOUT + OUR PRODUCTS



[www.peli.com](http://www.peli.com)



AVAILABLE IN 18 LANGUAGES!

[www.pelicatalogue.com](http://www.pelicatalogue.com)



[www.peli.com/webinars](http://www.peli.com/webinars)



## EMEA

### EUROPE, MIDDLE EAST & AFRICA HEADQUARTERS

PELI PRODUCTS, S.L.U.  
C/ Provença, 388 Planta 7  
08025 • Barcelona, Spain  
Tel +34 934 674 999  
Fax +34 934 877 393  
[www.peli.com](http://www.peli.com)

### FRANCE

PELI PRODUCTS FRANCE  
S.A.S.  
20/22 Rue des Petits Hôtels  
75010 Paris, France  
Tel +33 (0)1 44 83 95 63  
Fax +33 (0)1 44 83 95 68  
[www.peli.com](http://www.peli.com)

### UK

PELI HARDIGG UK  
Unit 4, Brookfield Industrial Estate  
Leacon Road  
Ashford Kent TN23 4TU  
Tel + 44 (0) 1233 895 895  
Fax +44 (0) 1233 895 899  
[www.peli.com](http://www.peli.com)

## U.S.A.

### U.S.A. & GLOBAL HEADQUARTERS

23215 Early Avenue  
Torrance, CA 90505 USA  
Tel 310.326.4700  
800.473.5422 (Outside CA)  
Fax 310.326.3311  
[www.pelican.com](http://www.pelican.com)

### GERMANY

PELI PRODUCTS GERMANY GmbH  
Düsseldorf Kö-Bogen  
Business Center  
Königsallee 2b, 5th Floor  
40212 Düsseldorf, Germany  
Tel +49 (0) 211 882 42 401  
Fax +49 (0) 211 882 42 200  
[www.peli.com](http://www.peli.com)

### UAE

PELICAN PRODUCTS FZE  
JAFZA One Building A office 1511/1512  
Jebel Ali Free Zone gate 5  
P.O.Box 261008  
Dubai – United Arab Emirates  
Tel +971 4 8876550  
Fax +971 4 8876549  
[www.pelican.com](http://www.pelican.com)  
[www.peli.com](http://www.peli.com)

### TURKEY

PELI PRODUCTS ANKARA  
BRANCH OFFICE  
Beştepe Mahallesi,  
Nergis Sokak No:7/2  
Via Flat İş Merkezi,  
Plaza Cubes No:87  
Tel +90 312 248 13 86  
[www.peli.com](http://www.peli.com)

### PELICAN HARDIGG

147 North Main Street  
South Deerfield, MA 01373  
Tel (800) 542 73 44  
Fax (413) 665 8330  
[www.pelican.com](http://www.pelican.com)

\* We also have offices in Canada, Japan, China, Australia, South Korea and India

### PELI 1 YEAR LIMITED WARRANTY

Peli Products S.L.U. ("Peli") guarantees its rotationally moulded products will be free of defects in materials and workmanship for one year from the date of invoice. This warranty does not cover any associated hardware including closure hardware, handles, wheels, and fasteners, which Peli warrants against defects in materials and workmanship for 90 days from the invoice date. This warranty applies only to the original purchaser and is not transferable. To the extent permitted by law, Peli's liability is limited to the case and not its contents and in no event shall Peli's liability to the purchaser for damages exceed the purchase price of the case in respect of which damages are claimed. All warranty claims of any nature are barred if the container has been altered, damaged or in any way physically changed, or subjected to abuse, misuse, negligence or accident.

For complete warranty details, see [www.peli.com/WARRANTY](http://www.peli.com/WARRANTY)

### Distributed by:

### Follow us on:



©2019 Peli Products, S.L.U. All trademarks are registered and/or unregistered trademarks of Pelican Products, Inc., its subsidiaries and/or affiliates. All details included in this catalogue are correct when printed but for most updated information please visit [www.peli.com](http://www.peli.com) and [www.pelicatalogue.com](http://www.pelicatalogue.com).  
Part No. 0030-RMC-001E JUL 19

### Watch our new Rack Cases video!

