

CATALOGUE

# SINGLE LID CASES

JANUARY 2018



SINCE 1976



Use of Military image does not imply or constitute Department of Defense endorsement



# TABLE + OF CONTENTS

FEATURES	3
MEASUREMENT GUIDE	4
SINGLE LID SPECIFICATIONS	5-13
OPTIONS	14
ACCESSORIES	15



# FEATURES

## + HIGHER IMPACT RESISTANCE

A Peli-Hardigg Single Lid Case begins as resin powder that is measured and loaded into a mould attached to a biaxial arm. As the mould rotates, it is heated and 15%-20% more resin accumulates in the corners and edges. When the case is dropped (and it will be) it has extra strength where it is needed.



## + RECESSED HARDWARE, COLUMNAR RIBS

Recessed handles, latches and hinges prevents them from being sheared off during transport. Ribs are moulded in to create incredibly strong forms from lightweight material. Cases of like sizes have matching top and bottom ribs, so they won't shift when stacked.

## + ANTI SHEAR LOCKS

Moulded, interlocking blocks are matched around the rim of the case. When the case takes an impact, the lid stays aligned to the base.

## + WATERTIGHT TONGUE AND GROOVE SEAL

Keep your gear dry and dust-free in the harshest environments.

## + BELLS AND WHISTLES

With accessories and custom services from our Advanced Case Centers, a Peli-Hardigg Case can be a lot more than a box. Next we'll share some important options.

PELI SINGLE LID FEATURES

## SINGLE LID CASE FEATURES

- A MOULDED-IN STACKING RIBS**  
Secure Non-Slip Stacking on Matched Size Cases
- B COMFORT GRIP HANDLES**  
A Peli-Hardigg Patented Feature, Heavy-Duty, Spring Loaded to Lay Flat
- C PATENTED MOULDED-IN METAL INSERTS**  
Catch and Hinge Attachment Points, Designed to Distribute Load to Case Walls
- D RECESSED HARDWARE**  
Hardware Protected from Impact  
Snag Free Transport
- E DOUBLE WALLED RIM FOR TONGUE-IN-GROOVE SEAL**  
Remains Sealed After Impact  
Splash and Rain Resistant  
Air and Watertight Options
- F POSITIVE ANTI-SHEAR LOCKS**  
Prevent Lid Separation Upon Impact  
Minimise Hardware Stress
- G REINFORCED CORNERS AND EDGES**  
15% to 20% Thicker Corners and Edges for Added Impact Protection




# THE WIDEST SELECTION OF CASES IN THE WORLD

In the beginning, a wooden crate fell apart. And then a corrugated box got wet. To make things worse, overweight metal cases showed up with sheared off handles. That's when Peli-Hardigg Cases arrived, manufactured from polyethylene. Durable and waterproof, with recessed handles and integrated stacking ribs. The year was 1969, and we've been adding new sizes and perfecting Peli-Hardigg Cases ever since.



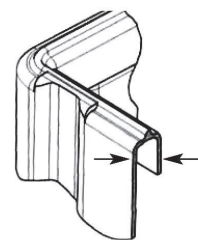
## SINGLE LID CASE MEASUREMENT GUIDE

PELI SINGLE LID MEASUREMENT GUIDE



### + PARTING-LINE WIDTH

- AL = 1.5" (33mm)
- BL = 2.0" (54mm)
- CL = 1.0" (25mm)
- DL = 1.75" (44mm)



(interior sizes in inches)  
Dimensions are nominal.  
Weights approximate.

- FT: fork truckable
- AC: all catch
- HL: handle on lid
- DE: stacking ribs match Classic Racks
- W: Moulded-in edge casters

CAT. NO.	APPROXIMATE INSIDE DIMENSIONS										APPROXIMATE OUTSIDE DIMENSIONS						WEIGHT	
	L		W		H		BASE		LID		L		W		H			
	in	mm	in	mm	in	mm	in	mm	in	mm	in	mm	in	mm	in	mm	lbs	kg
AL1010-0904	9.9	252	10.0	254	12.7	323	8.7	221	4.0	102	12.9	328	13.0	330	14.4	366	9.8	4.4
AL1010-0905	9.9	252	10.0	254	14.0	354	8.7	221	5.3	133	12.9	328	13.0	330	15.6	397	10.0	4.5
AL1010-1404	9.9	252	10.0	254	17.8	451	13.8	349	4.0	102	12.9	328	13.0	330	19.4	494	12.2	5.5
AL1010-1405	9.9	252	10.0	254	19.0	483	13.8	349	5.3	133	12.9	328	13.0	330	20.7	526	12.4	5.6
CL1109-0303HL	11.0	279	8.9	225	6.0	152	3.0	76	3.0	76	13.1	333	10.9	276	8.2	208	5.4	2.4
AL1212-0404	12.0	305	12.0	305	8.2	209	4.2	107	4.0	102	15.0	381	15.0	381	9.9	251	10.6	4.8
AL1212-0405	12.0	305	12.0	305	9.3	237	4.2	107	5.1	130	15.0	381	15.0	381	11.0	280	10.8	4.9
AL1212-0604	12.0	305	12.0	305	10.3	262	6.3	160	4.0	102	15.0	381	15.0	381	12.0	305	11.0	5.0
AL1212-0605	12.0	305	12.0	305	11.4	290	6.3	160	5.1	130	15.0	381	15.0	381	13.0	330	11.2	5.1
AL1212-1204	12.0	305	12.0	305	15.3	388	11.3	286	4.0	102	15.0	381	15.0	381	17.0	431	12.8	5.8
AL1212-1205	12.0	305	12.0	305	16.4	416	11.3	286	5.1	130	15.0	381	15.0	381	18.1	459	13.1	5.9
AL1212-1504	12.0	305	12.0	305	19.2	487	15.2	386	4.0	102	15.0	381	15.0	381	20.9	530	14.7	6.7
AL1212-1505	12.0	305	12.0	305	20.3	516	15.2	386	5.1	130	15.0	381	15.0	381	22.0	559	14.9	6.8
AL1212-1904	12.0	305	12.0	305	22.7	577	18.7	475	4.0	102	15.0	381	15.0	381	24.4	620	16.8	7.6
AL1212-1905	12.0	305	12.0	305	23.8	605	18.7	475	5.1	130	15.0	381	15.0	381	25.5	648	17.0	7.7
CL1412-0502	14.8	375	11.9	301	7.4	189	4.9	125	2.5	64	16.9	428	13.9	352	8.4	214	9.4	4.3
AL1413-0505	14.5	368	13.1	333	10.3	262	5.1	129	5.2	133	17.5	445	16.1	409	12.0	305	13.5	6.1
AL1413-1005	14.5	368	13.1	333	15.4	392	10.2	259	5.2	133	17.5	445	16.1	409	17.1	435	16.5	7.5
AL1413-2105	14.5	368	13.1	333	26.0	660	20.8	527	5.2	133	17.5	445	16.1	409	27.7	703	19.7	8.9
AL1414-0705	14.0	356	14.1	359	11.9	303	6.8	171	5.2	132	17.0	432	17.1	435	13.6	346	14.5	6.6
AL1616-0404	15.8	400	15.9	403	7.7	197	3.9	98	3.9	98	18.8	476	18.9	480	9.4	240	12.6	5.7
AL1616-0405	15.8	400	15.9	403	9.0	228	3.9	98	5.1	130	18.8	476	18.9	480	10.7	272	13.7	6.2
AL1616-0412 AC/HL	15.8	400	15.9	403	16.1	408	3.9	98	12.2	309	18.8	476	18.9	480	17.7	449	17.9	8.1
AL1616-0504	15.8	400	15.9	403	9.3	236	5.4	138	3.9	98	18.8	476	18.9	480	11.0	279	13.9	6.3
AL1616-0505	15.8	400	15.9	403	10.5	268	5.4	138	5.1	130	18.8	476	18.9	480	12.2	310	14.5	6.6
AL1616-0512 AC/HL	15.8	400	15.9	403	17.6	447	5.4	138	12.2	309	18.8	476	18.9	480	19.2	487	18.5	8.4
AL1616-1004	15.8	400	15.9	403	13.7	349	9.9	251	3.9	98	18.8	476	18.9	480	15.4	392	17.2	7.8
AL1616-1005	15.8	400	15.9	403	15.0	381	9.9	251	5.1	130	18.8	476	18.9	480	16.7	424	17.6	8.0
AL1616-1012 AC/HL	15.8	400	15.9	403	22.1	560	9.9	251	12.2	309	18.8	476	18.9	480	23.7	602	22.4	10.2
AL1616-1204	15.8	400	15.9	403	15.2	386	11.3	288	3.9	98	18.8	476	18.9	480	16.9	429	17.9	8.1
AL1616-1205	15.8	400	15.9	403	16.5	418	11.3	288	5.1	130	18.8	476	18.9	480	18.1	461	18.6	8.4
AL1616-1212 AC/HL	15.8	400	15.9	403	23.5	597	11.3	288	12.2	309	18.8	476	18.9	480	25.2	640	23.2	10.5
AL1616-1804	15.8	400	15.9	403	22.1	562	18.3	464	3.9	98	18.8	476	18.9	480	23.8	605	21.7	9.8
AL1616-1805	15.8	400	15.9	403	23.4	594	18.3	464	5.1	130	18.8	476	18.9	480	25.1	637	22.0	10.0

AC = All Catch | HL = Handle On Lid

Internal and external dimensions mentioned in the table are approximate and subject to general tolerances. These dimensions are given as a guidance to determine the right container.

CAT. NO.	APPROXIMATE INSIDE DIMENSIONS										APPROXIMATE OUTSIDE DIMENSIONS						WEIGHT	
	L		W		H		BASE		LID		L		W		H			
	in	mm	in	mm	in	mm	in	mm	in	mm	in	mm	in	mm	in	mm	lbs	kg
AL1616-1812 AC/HL	15.8	400	15.9	403	30.4	773	18.3	464	12.2	309	18.8	476	18.9	480	32.1	816	26.9	12.2
CL1713-0403	16.9	429	12.9	327	7.4	187	4.4	111	3.0	76	19.0	483	14.9	378	9.1	230	6.8	3.1
CL1713-0408 AC/HL	16.9	429	12.9	327	12.0	305	4.4	111	7.6	194	19.0	483	14.9	378	13.7	348	11.0	5.0
CL1715-0904	17.1	435	14.9	378	14.0	356	9.9	251	4.2	105	19.3	489	16.9	428	15.7	399	12.6	5.7
AL1717-0909 AC/HL	17.0	432	17.0	432	17.9	454	8.9	225	9.0	229	20.0	508	20.0	508	19.6	497	18.8	8.5
AL1814-0504	18.0	457	14.6	371	9.1	231	5.2	132	3.9	100	21.0	533	17.6	448	10.8	274	14.4	6.5
AL1814-0505	18.0	457	14.6	371	10.4	264	5.2	132	5.2	132	21.0	533	17.6	448	12.1	306	15.6	7.1
AL1814-1504	18.0	457	14.6	371	18.9	479	14.9	379	3.9	100	21.0	533	17.6	448	20.6	522	19.3	8.8
AL1814-1505	18.0	457	14.6	371	20.1	511	14.9	379	5.2	132	21.0	533	17.6	448	21.8	554	20.5	9.3
AL1814-2204	18.0	457	14.6	371	26.1	663	22.2	563	3.9	100	21.0	533	17.6	448	27.8	706	23.4	10.6
AL1814-2205	18.0	457	14.6	371	27.4	695	22.2	563	5.2	132	21.0	533	17.6	448	29.1	738	24.6	11.2
AL1818-0603HL	17.9	455	17.9	455	9.6	243	6.4	162	3.2	81	20.9	532	20.9	532	11.3	286	16.5	7.5
CL2012-0902	20.2	513	11.8	298	11.7	296	9.2	233	2.5	64	22.3	566	13.8	349	13.4	339	12.2	5.5
AL2013-0403	19.9	505	13.0	330	7.0	178	4.0	102	3.0	76	22.9	581	16.0	406	8.7	221	13.5	6.1
AL2013-0903	19.9	505	13.0	330	12.3	311	9.3	235	3.0	76	22.9	581	16.0	406	13.9	354	16.8	7.6
AL2015-0503HL	19.8	502	15.6	397	7.8	198	5.1	129	2.8	70	22.8	578	18.6	473	9.5	241	16.5	7.5
AL2015-1503HL	19.8	502	15.6	397	18.0	456	15.2	386	2.8	70	22.8	578	18.6	473	19.6	499	24.1	10.9
AL2017-0706	20.2	514	17.2	436	13.0	330	7.0	178	6.0	152	23.2	590	20.2	512	14.8	376	19.1	8.7
AL2020-1305	19.9	505	19.9	505	18.1	460	12.9	328	5.2	132	22.9	581	22.9	581	19.8	503	25.7	11.7
AL2216-0503	22.0	559	16.0	406	8.3	210	5.3	133	3.0	76	25.0	635	19.0	483	10.0	254	17.5	7.9
AL2216-0505	22.0	559	16.0	406	10.5	267	5.3	133	5.3	133	25.0	635	19.0	483	12.2	310	18.5	8.4
AL2216-0803	22.0	559	16.0	406	11.4	290	8.4	214	3.0	76	25.0	635	19.0	483	13.1	333	19.0	8.6
AL2216-0805	22.0	559	16.0	406	13.7	347	8.4	214	5.3	133	25.0	635	19.0	483	15.4	390	20.0	9.1
AL2216-0903	22.0	559	16.0	406	11.6	295	8.6	218	3.0	76	25.0	635	19.0	483	13.3	338	19.5	8.8
AL2216-0905	22.0	559	16.0	406	13.9	353	8.6	218	5.3	133	25.0	635	19.0	483	15.6	396	20.8	9.4
AL2216-1203	22.0	559	16.0	406	15.3	387	12.3	311	3.0	76	25.0	635	19.0	483	17.0	432	21.1	9.6
AL2216-1205	22.0	559	16.0	406	17.5	445	12.3	311	5.3	133	25.0	635	19.0	483	19.2	487	22.1	10.0
AL2221-0402	22.5	572	21.1	535	6.2	156	3.9	99	2.3	57	25.5	648	24.1	611	8.3	211	21.2	9.6
AL2221-0404	22.5	572	21.1	535	7.7	194	3.9	99	3.8	95	25.5	648	24.1	611	9.8	249	22.4	10.2
AL2221-0405	22.5	572	21.1	535	8.9	226	3.9	99	5.0	127	25.5	648	24.1	611	11.0	279	23.3	10.6
AL2221-0414 AC/HL	22.5	572	21.1	535	18.2	461	3.9	99	14.3	362	25.5	648	24.1	611	20.2	513	30.1	13.7
AL2221-0419DE	22.5	572	21.1	535	23.6	600	4.0	102	19.6	498	25.5	648	24.1	611	25.3	643	32.0	14.5
AL2221-0602	22.5	572	21.1	535	8.8	222	6.5	165	2.3	57	25.5	648	24.1	611	10.4	265	22.8	10.3
AL2221-0604	22.5	572	21.1	535	10.3	260	6.5	165	3.8	95	25.5	648	24.1	611	11.9	303	24.0	10.9

AC = All Catch | HL = Handle On Lid | DE = Stacking Ribs Match Classic Racks

Internal and external dimensions mentioned in the table are approximate and subject to general tolerances. These dimensions are given as a guidance to determine the right container.

CAT. NO.	APPROXIMATE INSIDE DIMENSIONS										APPROXIMATE OUTSIDE DIMENSIONS						WEIGHT	
	L		W		H		BASE		LID		L		W		H			
	in	mm	in	mm	in	mm	in	mm	in	mm	in	mm	in	mm	in	mm	lbs	kg
AL2221-0605	22.5	572	21.1	535	11.5	292	6.5	165	5.0	127	25.5	648	24.1	611	13.1	334	24.8	11.2
AL2221-0614 AC/HL	22.5	572	21.1	535	20.8	527	6.5	165	14.3	362	25.5	648	24.1	611	22.4	568	29.4	13.3
AL2221-1202	22.5	572	21.1	535	14.3	363	12.1	306	2.3	57	25.5	648	24.1	611	16.0	406	25.0	11.3
AL2221-1204	22.5	572	21.1	535	15.8	402	12.1	306	3.8	95	25.5	648	24.1	611	17.5	444	26.2	11.9
AL2221-1205	22.5	572	21.1	535	17.1	433	12.1	306	5.0	127	25.5	648	24.1	611	18.8	476	27.3	12.4
AL2221-1214AC	22.5	572	21.1	535	26.3	668	12.1	306	14.3	362	25.5	648	24.1	611	28.0	711	31.8	14.4
AL2221-1802	22.5	572	21.1	535	20.9	530	18.6	473	2.3	57	25.5	648	24.1	611	22.6	573	32.0	14.5
AL2221-1804	22.5	572	21.1	535	22.4	568	18.6	473	3.8	95	25.5	648	24.1	611	24.1	611	33.2	15.1
AL2221-1805	22.5	572	21.1	535	23.6	600	18.6	473	5.0	127	25.5	648	24.1	611	25.3	643	34.1	15.5
AL2221-1814AC	22.5	572	21.1	535	32.9	835	18.6	473	14.3	362	25.5	648	24.1	611	34.6	878	38.6	17.5
AL2221-2802	22.5	572	21.1	535	30.4	771	28.1	714	2.3	57	25.5	648	24.1	611	32.1	815	38.6	17.5
AL2221-2804	22.5	572	21.1	535	31.9	809	28.1	714	3.8	95	25.5	648	24.1	611	33.6	853	39.8	18.1
AL2221-2805	22.5	572	21.1	535	33.1	841	28.1	714	5.0	127	25.5	648	24.1	611	34.8	884	40.6	18.4
AL2221-2814AC	22.5	572	21.1	535	42.4	1076	28.1	714	14.3	362	25.5	648	24.1	611	44.1	1119	39.1	17.7
AL2313-1004	23.0	584	13.0	330	15.5	393	10.9	276	4.6	118	26.0	660	16.0	406	17.7	449	20.2	9.2
AL2315-2507	23.3	591	15.3	387	32.5	825	25.4	644	7.1	181	26.3	667	18.3	464	35.7	907	32.2	14.6
AL2316-0604	23.5	597	15.9	403	11.2	285	6.4	162	4.9	124	26.5	673	18.9	479	13.4	341	19.8	9.0
AL2318-1205	22.9	581	17.9	455	17.5	443	12.3	311	5.2	132	25.9	657	20.9	532	19.4	493	25.5	11.6
AL2318-1705	22.9	581	17.9	455	22.4	568	17.2	436	5.2	132	25.9	657	20.9	532	24.2	616	29.1	13.2
CL2406-0303	24.8	629	6.6	168	6.1	155	3.1	78	3.1	78	26.9	682	8.6	219	7.8	198	6.6	3.0
CL2407-0404	24.8	629	7.5	191	6.9	174	3.5	89	3.4	85	26.9	682	9.5	241	8.6	217	8.8	4.0
AL2412-1505	24.2	614	12.0	305	20.1	510	14.9	378	5.2	132	27.2	690	15.0	381	22.3	566	22.0	10.0
AL2414-0509 AC/HL	24.6	625	14.6	370	14.5	369	5.2	132	9.3	237	27.6	702	17.6	446	16.7	424	23.6	10.7
AL2414-1604	24.3	616	14.3	362	20.1	511	16.1	408	4.1	103	27.3	693	17.3	439	22.3	566	24.2	11.0
AL2415-0215 AC/HL	24.3	616	15.3	387	16.8	426	1.9	49	14.8	377	27.3	692	18.3	464	19.0	482	25.7	11.7
AL2417-1505	24.0	610	17.0	432	20.0	509	14.8	377	5.2	132	27.0	686	20.0	508	22.0	558	27.3	12.4
AL2423-0503	24.8	629	23.3	591	8.0	203	4.7	119	3.3	84	27.8	705	26.3	667	11.6	294	23.3	10.6
AL2423-0504	24.8	629	23.3	591	8.6	218	4.7	119	3.9	99	27.8	705	26.3	667	12.2	309	24.0	10.9
AL2423-0506	24.8	629	23.3	591	10.9	278	4.7	119	6.3	159	27.8	705	26.3	667	13.0	331	25.0	11.3
AL2423-0511 AC/HL	24.8	629	23.3	591	15.9	405	4.7	119	11.3	286	27.8	705	26.3	667	19.6	497	30.2	13.7
AL2423-0903	24.8	629	23.3	591	12.1	306	8.8	222	3.3	84	27.8	705	26.3	667	15.2	386	24.9	11.3
AL2423-0904	24.8	629	23.3	591	12.7	321	8.8	222	3.9	99	27.8	705	26.3	667	15.8	401	25.6	11.6
AL2423-0906	24.8	629	23.3	591	15.0	381	8.8	222	6.3	159	27.8	705	26.3	667	18.2	462	28.0	12.7
AL2423-0911 AC/HL	24.8	629	23.3	591	20.0	508	8.8	222	11.3	286	27.8	705	26.3	667	23.2	589	31.8	14.4

AC = All Catch | HL = Handle On Lid

Internal and external dimensions mentioned in the table are approximate and subject to general tolerances. These dimensions are given as a guidance to determine the right container.

CAT. NO.	APPROXIMATE INSIDE DIMENSIONS										APPROXIMATE OUTSIDE DIMENSIONS						WEIGHT	
	L		W		H		BASE		LID		L		W		H			
	in	mm	in	mm	in	mm	in	mm	in	mm	in	mm	in	mm	in	mm	lbs	kg
AL2423-1103	24.8	629	23.3	591	14.1	357	10.8	273	3.3	84	27.8	705	26.3	667	16.8	425	27.3	12.4
AL2423-1104	24.8	629	23.3	591	14.7	372	10.8	273	3.9	99	27.8	705	26.3	667	17.3	440	28.0	12.7
AL2423-1106	24.8	629	23.3	591	17.0	432	10.8	273	6.3	159	27.8	705	26.3	667	19.7	500	29.5	13.4
AL2423-1111 AC/HL	24.8	629	23.3	591	22.0	559	10.8	273	11.3	286	27.8	705	26.3	667	24.7	627	32.3	14.7
AL2617-0604	26.0	660	17.3	438	9.9	251	6.1	156	3.8	95	29.0	737	20.3	514	12.1	307	22.5	10.2
AL2617-1104	26.0	660	17.3	438	14.8	375	11.0	279	3.8	95	29.0	737	20.3	514	16.9	430	26.2	11.9
AL2624-0503	26.0	660	24.0	613	8.7	222	5.4	136	3.4	86	29.0	737	27.0	686	12.0	305	24.0	10.9
AL2624-0505	26.0	660	24.0	613	10.4	265	5.4	136	5.1	129	29.0	737	27.0	686	13.9	353	28.0	12.7
AL2624-0513AC	26.0	660	24.0	613	18.5	470	5.4	136	13.1	333	29.0	737	27.0	686	21.9	557	32.0	14.5
AL2624-0524AC	26.0	660	24.0	613	29.4	746	5.4	136	24.0	610	29.0	737	27.0	686	32.7	830	42.0	19.1
AL2624-0803*	26.1	662	24.0	610	11.4	290	8.1	205	3.4	86	29.1	738	27.0	686	14.5	368	28.0	12.7
AL2624-0805*	26.1	662	24.0	610	13.1	333	8.1	205	5.1	129	29.1	738	27.0	686	16.8	427	31.3	14.2
AL2624-0813 AC/HL	26.1	662	24.0	610	21.2	538	8.1	205	13.1	333	29.1	738	27.0	686	24.9	632	36.2	16.4
AL2624-0824 AC/HL	26.1	662	24.0	610	32.1	814	8.1	205	24.0	610	29.1	738	27.0	686	35.8	908	45.4	20.6
AL2624-1203	26.1	662	24.0	610	15.2	387	11.9	301	3.4	86	29.1	738	27.0	686	18.5	469	31.0	14.1
AL2624-1205	26.1	662	24.0	610	16.9	430	11.9	301	5.1	129	29.1	738	27.0	686	20.7	526	34.1	15.5
AL2624-1213 AC/HL	26.1	662	24.0	610	25.0	635	11.9	301	13.1	333	29.1	738	27.0	686	28.7	729	38.2	17.3
AL2624-1224 AC/HL	26.1	662	24.0	610	35.9	911	11.9	301	24.0	610	29.1	738	27.0	686	39.6	1005	48.2	21.9
AL2624-1803	26.1	662	24.0	610	21.2	538	17.8	452	3.4	86	29.1	738	27.0	686	25.1	638	35.0	15.9
AL2624-1805	26.1	662	24.0	610	22.9	581	17.8	452	5.1	129	29.1	738	27.0	686	26.6	676	38.5	17.5
AL2624-1813 AC/HL	26.1	662	24.0	610	30.9	786	17.8	452	13.1	333	29.1	738	27.0	686	34.6	879	43.5	19.7
AL2624-1824AC	26.1	662	24.0	610	41.8	1062	17.8	452	24.0	610	29.1	738	27.0	686	45.5	1156	52.4	23.8
AL2624-2703	26.1	662	24.0	610	30.0	763	26.7	677	3.4	86	29.1	738	27.0	686	34.4	873	41.0	18.6
AL2624-2705	26.1	662	24.0	610	31.7	806	26.7	677	5.1	129	29.1	738	27.0	686	35.5	901	44.5	20.2
AL2624-2713AC	26.1	662	24.0	610	39.8	1011	26.7	677	13.1	333	29.1	738	27.0	686	43.5	1104	49.4	22.4
AL2624-2724AC	26.1	662	24.0	610	50.7	1287	26.7	677	24.0	610	29.1	738	27.0	686	54.7	1390	58.3	26.4
AL2727-0404	27.0	686	27.0	686	7.5	190	3.6	92	3.9	98	30.0	762	30.0	762	9.7	246	30.5	13.8
AL2727-0405	27.0	686	27.0	686	8.6	219	3.6	92	5.0	127	30.0	762	30.0	762	10.8	275	32.0	14.5
AL2727-0409 AC/HL	27.0	686	27.0	686	12.9	327	3.6	92	9.3	235	30.0	762	30.0	762	15.1	383	34.5	15.6
AL2727-0414 AC/HL	27.0	686	27.0	686	17.9	454	3.6	92	14.3	362	30.0	762	30.0	762	20.1	510	38.5	17.5
AL2727-0504	27.0	686	27.0	686	8.9	225	5.0	127	3.9	98	30.0	762	30.0	762	11.1	281	30.6	13.9
AL2727-0505	27.0	686	27.0	686	10.0	254	5.0	127	5.0	127	30.0	762	30.0	762	12.2	310	32.0	14.5
AL2727-0509 AC/HL	27.0	686	27.0	686	14.3	362	5.0	127	9.3	235	30.0	762	30.0	762	16.4	418	34.6	15.7

AC = All Catch | HL = Handle On Lid | \* This case is also available with moulded-in edge casters (W)

Internal and external dimensions mentioned in the table are approximate and subject to general tolerances. These dimensions are given as a guidance to determine the right container.



CAT. NO.	APPROXIMATE INSIDE DIMENSIONS										APPROXIMATE OUTSIDE DIMENSIONS						WEIGHT	
	L		W		H		BASE		LID		L		W		H		lbs	kg
	in	mm	in	mm	in	mm	in	mm	in	mm	in	mm	in	mm	in	mm		
AL2727-0514 AC/HL	27.0	686	27.0	686	19.3	489	5.0	127	14.3	362	30.0	762	30.0	762	21.4	545	38.7	17.6
AL2727-0904	27.0	686	27.0	686	12.7	322	8.8	224	3.9	98	30.0	762	30.0	762	14.9	377	33.0	15.0
AL2727-0905	27.0	686	27.0	686	13.8	351	8.8	224	5.0	127	30.0	762	30.0	762	16.0	406	34.5	15.6
AL2727-0909 AC/HL	27.0	686	27.0	686	18.1	458	8.8	224	9.3	235	30.0	762	30.0	762	20.2	514	37.0	16.8
AL2727-0914 AC/HL	27.0	686	27.0	686	23.1	585	8.8	224	14.3	362	30.0	762	30.0	762	25.2	641	41.1	18.6
AL2727-1404	27.0	686	27.0	686	18.0	457	14.1	359	3.9	98	30.0	762	30.0	762	20.2	513	37.1	16.8
AL2727-1405	27.0	686	27.0	686	19.1	486	14.1	359	5.0	127	30.0	762	30.0	762	21.3	541	38.6	17.5
AL2727-1409AC	27.0	686	27.0	686	23.4	594	14.1	359	9.3	235	30.0	762	30.0	762	25.6	649	41.1	18.6
AL2727-1414 AC/HL	27.0	686	27.0	686	28.4	721	14.1	359	14.3	362	30.0	762	30.0	762	30.6	776	45.2	20.5
AL2727-2304	27.0	686	27.0	686	26.6	676	22.8	578	3.9	98	30.0	762	30.0	762	28.8	731	43.2	19.6
AL2727-2305	27.0	686	27.0	686	27.8	705	22.8	578	5.0	127	30.0	762	30.0	762	29.9	760	43.3	19.6
AL2727-2309AC	27.0	686	27.0	686	32.0	813	22.8	578	9.3	235	30.0	762	30.0	762	34.2	868	49.0	22.2
AL2727-2314AC	27.0	686	27.0	686	37.0	940	22.8	578	14.3	362	30.0	762	30.0	762	39.2	995	53.0	24.0
AL2727-2704	27.0	686	27.0	686	30.8	783	27.0	685	3.9	98	30.0	762	30.0	762	33.0	839	47.6	21.6
AL2727-2705	27.0	686	27.0	686	32.0	812	27.0	685	5.0	127	30.0	762	30.0	762	34.2	868	49.0	22.2
AL2727-2709AC	27.0	686	27.0	686	36.2	920	27.0	685	9.3	235	30.0	762	30.0	762	38.4	976	51.6	23.4
AL2727-2714AC	27.0	686	27.0	686	41.2	1047	27.0	685	14.3	362	30.0	762	30.0	762	43.4	1103	55.5	25.2
AL2818-0805	28.1	714	18.1	460	13.2	336	8.1	206	5.1	130	31.1	790	21.1	536	15.4	392	26.5	12.0
AL2825-1205	28.5	724	25.0	635	17.7	451	12.6	321	5.1	130	31.5	800	28.0	711	19.4	494	37.4	17.0
AL2825-1212 AC/HL	28.5	724	25.0	635	24.9	633	12.6	321	12.3	312	31.5	800	28.0	711	26.4	671	44.0	20.0
AL2825-1605	28.5	724	25.0	635	21.6	549	16.5	419	5.1	130	31.5	800	28.0	711	23.9	606	39.0	17.7
AL2825-1612 AC/HL	28.5	724	25.0	635	28.8	732	16.5	419	12.3	312	31.5	800	28.0	711	31.0	787	45.6	20.7
AL2909-0605	28.5	724	8.5	216	11.3	286	6.0	152	5.3	133	31.5	800	11.5	292	12.9	329	15.9	7.2
AL2914-0905	28.9	733	14.5	368	14.1	357	8.9	225	5.2	132	31.9	809	17.5	445	16.0	406	23.1	10.5
AL2914-0906	28.9	733	14.5	368	15.1	382	8.9	225	6.2	157	31.9	809	17.5	445	17.0	432	24.5	11.1
AL2924-0904	29.2	743	23.9	606	13.3	338	9.3	237	4.0	101	32.2	819	26.9	682	15.5	394	30.3	13.7
AL3018-0402	29.8	756	17.9	454	7.1	181	4.5	114	2.6	67	32.8	832	20.9	530	8.9	227	20.4	9.3
AL3018-0403	29.8	756	17.9	454	8.1	206	4.5	114	3.6	92	32.8	832	20.9	530	9.9	252	21.2	9.6
AL3018-0405	29.8	756	17.9	454	9.8	248	4.5	114	5.3	133	32.8	832	20.9	530	11.6	294	21.5	9.8
AL3018-0409 AC/HL	29.8	756	17.9	454	13.8	349	4.5	114	9.3	235	32.8	832	20.9	530	15.6	395	27.7	12.6
AL3018-0802*	29.8	756	17.9	454	10.8	274	8.2	208	2.6	67	32.8	832	20.9	530	12.6	320	24.9	11.3
AL3018-0803*	29.8	756	17.9	454	11.8	300	8.2	208	3.6	92	32.8	832	20.9	530	13.6	346	25.7	11.7
AL3018-0805*	29.8	756	17.9	454	13.4	341	8.2	208	5.3	133	32.8	832	20.9	530	15.2	387	26.0	11.8

AC = All Catch | HL = Handle On Lid | \* This case is also available with moulded-in edge casters (W)

Internal and external dimensions mentioned in the table are approximate and subject to general tolerances. These dimensions are given as a guidance to determine the right container.

CAT. NO.	APPROXIMATE INSIDE DIMENSIONS										APPROXIMATE OUTSIDE DIMENSIONS						WEIGHT	
	L		W		H		BASE		LID		L		W		H			
	in	mm	in	mm	in	mm	in	mm	in	mm	in	mm	in	mm	in	mm	lbs	kg
AL3018-0809 AC/HL	29.8	756	17.9	454	17.4	443	8.2	208	9.3	235	32.8	832	20.9	530	19.2	489	32.2	14.6
AL3018-0902*	29.8	756	17.9	454	12.0	305	9.4	238	2.6	67	32.8	832	20.9	530	13.8	351	26.8	12.2
AL3018-0903*	29.8	756	17.9	454	13.0	330	9.4	238	3.6	92	32.8	832	20.9	530	14.8	376	27.6	12.5
AL3018-0905*	29.8	756	17.9	454	14.6	371	9.4	238	5.3	133	32.8	832	20.9	530	16.4	417	27.8	12.6
AL3018-0909* AC/HL	29.8	756	17.9	454	18.6	473	9.4	238	9.3	235	32.8	832	20.9	530	20.4	519	33.9	15.4
AL3018-1502*	29.8	756	17.9	454	17.5	444	14.9	378	2.6	67	32.8	832	20.9	530	19.3	490	29.7	13.5
AL3018-1503*	29.8	756	17.9	454	18.5	470	14.9	378	3.6	92	32.8	832	20.9	530	20.3	516	30.5	13.8
AL3018-1505*	29.8	756	17.9	454	20.1	511	14.9	378	5.3	133	32.8	832	20.9	530	21.9	557	31.8	14.4
AL3018-1509* AC	29.8	756	17.9	454	24.1	613	14.9	378	9.3	235	32.8	832	20.9	530	25.9	659	37.0	16.8
AL3018-2302	29.8	756	17.9	454	26.4	670	23.8	603	2.6	67	32.8	832	20.9	530	28.2	716	38.0	17.2
AL3018-2303	29.8	756	17.9	454	27.4	695	23.8	603	3.6	92	32.8	832	20.9	530	29.2	741	39.0	17.7
AL3018-2305	29.8	756	17.9	454	29.0	737	23.8	603	5.3	133	32.8	832	20.9	530	30.8	783	40.5	18.4
AL3018-2309	29.8	756	17.9	454	33.0	838	23.8	603	9.3	235	32.8	832	20.9	530	34.8	884	45.7	20.7
AL3018-3602W	29.8	756	17.9	454	38.9	987	36.3	921	2.6	67	32.8	832	20.9	530	40.7	1033	43.0	19.5
AL3018-3603W	29.8	756	17.9	454	39.9	1013	36.3	921	3.6	92	32.8	832	20.9	530	41.7	1059	43.8	19.9
AL3018-3605W	29.8	756	17.9	454	41.5	1054	36.3	921	5.3	133	32.8	832	20.9	530	43.3	1100	44.3	20.1
AL3018-3609W AC	29.8	756	17.9	454	45.5	1156	36.3	921	9.3	235	32.8	832	20.9	530	47.3	1202	50.3	22.8
AL3019-0709 AC/HL	30.8	781	19.6	498	17.0	431	7.6	194	9.3	237	33.8	857	22.6	575	19.7	500	40.6	18.4
AL3022-0705	30.0	762	22.2	563	12.2	309	7.0	178	5.2	132	33.0	838	25.2	640	14.0	355	36.8	16.7
AL3124-1204	31.4	798	24.4	620	15.7	398	11.9	301	3.8	97	34.4	875	27.4	696	19.4	492	30.0	13.6
AL3124-1604	31.4	798	24.4	620	19.7	500	15.9	403	3.8	97	34.4	875	27.4	696	23.4	594	39.6	18.0
AL3226-1404FT	32.5	826	26.6	676	18.4	466	14.2	360	4.2	106	35.5	902	29.6	752	24.3	617	52.4	23.8
AL3226-1413 FT/AC/HL	32.5	826	26.6	676	27.1	688	14.2	360	12.9	328	35.5	902	29.6	752	32.9	836	60.9	27.6
AL3226-1604	32.5	826	26.6	676	20.3	516	16.1	409	4.2	106	35.5	902	29.6	752	24.5	622	52.6	23.9
AL3226-1613 AC/HL	32.5	826	26.6	676	29.0	737	16.1	409	12.9	328	35.5	902	29.6	752	33.2	844	62.5	28.3
AL3232-1412AC	32.4	824	32.4	824	26.8	679	14.5	368	12.3	311	35.4	900	35.4	900	30.4	773	68.4	31.0
AL3418-0505	34.2	868	18.0	457	10.5	267	5.3	133	5.3	133	37.2	944	21.0	533	12.4	316	27.0	12.2
AL3418-1005*	34.2	868	18.0	457	15.4	390	10.1	257	5.3	133	37.2	944	21.0	533	17.3	440	30.6	13.9
AL3424-0804	34.3	870	24.2	614	12.3	312	8.0	203	4.3	109	37.3	946	27.2	690	14.5	368	34.3	15.6
AL3424-0805	34.3	870	24.2	614	13.3	337	8.0	203	5.3	133	37.3	946	27.2	690	15.4	392	36.8	16.7
AL3424-1204*	34.3	870	24.2	614	16.3	414	12.0	305	4.3	109	37.3	946	27.2	690	18.5	470	40.0	18.1
AL3424-1205*	34.3	870	24.2	614	17.3	438	12.0	305	5.3	133	37.3	946	27.2	690	19.4	494	42.5	19.3
AL3428-0604	34.0	864	27.5	699	9.9	251	6.1	155	3.8	95	37.0	940	30.5	775	12.2	310	38.9	17.6
AL3428-0608 AC/HL	34.0	864	27.5	699	14.3	363	6.1	155	8.2	208	37.0	940	30.5	775	16.6	422	42.5	19.3

FT = Fork Truckable | AC = All Catch | HL = Handle On Lid | W = Moulded-in edge casters | \* This case is also available with moulded-in edge casters (W)  
 Internal and external dimensions mentioned in the table are approximate and subject to general tolerances. These dimensions are given as a guidance to determine the right container.

CAT. NO.	APPROXIMATE INSIDE DIMENSIONS										APPROXIMATE OUTSIDE DIMENSIONS						WEIGHT	
	L		W		H		BASE		LID		L		W		H			
	in	mm	in	mm	in	mm	in	mm	in	mm	in	mm	in	mm	in	mm	lbs	kg
AL3428-0614 AC/HL	34.0	864	27.5	699	20.5	520	6.1	155	14.4	364	37.0	940	30.5	775	22.7	576	47.5	21.5
AL3428-0625 AC/HL	34.0	864	27.5	699	30.9	785	6.1	155	24.8	630	37.0	940	30.5	775	33.2	844	57.0	25.9
AL3428-1004	34.0	864	27.5	699	13.6	344	9.8	249	3.8	95	37.0	940	30.5	775	15.8	400	48.6	22.0
AL3428-1008AC	34.0	864	27.5	699	18.0	457	9.8	249	8.2	208	37.0	940	30.5	775	20.2	513	50.6	23.0
AL3428-1014 AC/HL	34.0	864	27.5	699	24.2	614	9.8	249	14.4	364	37.0	940	30.5	775	26.4	669	61.5	27.9
AL3428-1025 AC/HL	34.0	864	27.5	699	34.6	879	9.8	249	24.8	630	37.0	940	30.5	775	36.7	933	64.1	29.1
AL3434-1207	34.8	883	34.8	883	19.8	502	12.5	318	7.3	184	37.8	959	37.8	959	22.4	570	55.2	25.0
AL3434-1228AC	34.8	883	34.8	883	41.0	1041	12.5	318	28.5	724	37.8	959	37.8	959	44.5	1130	60.0	27.2
AL3434-2807	34.8	883	34.8	883	34.9	887	27.7	703	7.3	184	37.8	959	37.8	959	38.4	976	66.8	30.3
AL3434-2828AC	34.8	883	34.8	883	56.2	1427	27.7	703	28.5	724	37.8	959	37.8	959	59.4	1510	72.1	32.7
AL3535-1605	35.5	902	35.5	902	20.9	530	15.8	400	5.1	130	38.5	978	38.5	978	24.2	614	68.0	30.8
AL3620-0504	35.9	911	19.9	505	9.0	229	5.0	127	4.0	102	38.9	987	22.9	581	10.8	274	23.4	10.6
AL3620-0505	35.9	911	19.9	505	10.1	257	5.0	127	5.1	130	38.9	987	22.9	581	12.3	312	25.6	11.6
AL3620-0509AC	35.9	911	19.9	505	14.9	378	5.0	127	9.9	251	38.9	987	22.9	581	16.7	424	32.0	14.5
AL3620-0510 AC/HL	35.9	911	19.9	505	15.2	385	5.0	127	10.2	258	38.9	987	22.9	581	17.0	432	32.4	14.7
AL3620-1704	35.9	911	19.9	505	21.1	536	17.1	435	4.0	102	38.9	987	22.9	581	23.3	592	41.6	18.9
AL3620-1705	35.9	911	19.9	505	22.2	565	17.1	435	5.1	130	38.9	987	22.9	581	24.4	621	43.3	19.6
AL3620-1709	35.9	911	19.9	505	27.1	687	17.1	435	9.9	252	38.9	987	22.9	581	29.3	744	50.0	22.7
AL3620-1710AC	35.9	911	19.9	505	27.3	693	17.1	435	10.2	258	38.9	987	22.9	581	29.5	748	50.4	22.9
AL3627-0805	35.9	911	27.0	686	13.0	329	7.8	199	5.1	130	38.9	987	30.0	762	16.6	423	43.6	19.8
AL3627-1505	35.9	911	27.0	686	20.0	508	14.9	378	5.1	130	38.9	987	30.0	762	23.7	602	50.3	22.8
AL3633-0405 AC/HL	36.3	922	33.3	846	10.2	258	4.5	114	5.7	144	39.3	998	36.3	922	11.8	301	43.0	19.5
AL3825-2704	37.63	956	24.63	626	30.44	773	26.44	672	4	102	40.75	1035	27.75	705	32.94	837	54	24.5
AL3834-1605FT	38.1	968	34.1	867	21.2	537	15.8	400	5.4	137	41.1	1044	37.1	943	27.0	685	71.0	32.2
AL3834-1617 FT/AC/HL	38.1	968	34.1	867	33.0	838	15.8	400	17.3	438	41.1	1044	37.1	943	38.8	986	86.4	39.2
AL3834-1628 FT/AC	38.1	968	34.1	867	44.1	1119	15.8	400	28.3	719	41.1	1044	37.1	943	49.9	1267	118.0	53.5
AL4018-1003	40.0	1016	18.0	457	13.2	335	10.2	259	3.0	76	43.0	1092	21.0	533	14.8	375	36.0	16.3
AL4021-0804*	41.0	1041	20.9	530	11.0	279	7.2	183	3.8	97	44.0	1118	23.9	606	13.7	348	37.0	16.8
AL4021-0808* AC/HL	41.0	1041	20.9	530	14.9	379	7.2	183	7.7	196	44.0	1118	23.9	606	17.6	447	41.0	18.6
AL4024-1305*	39.9	1013	24.3	617	18.0	457	12.8	324	5.3	133	42.9	1089	27.3	694	20.2	513	50.2	22.8
AL4028-1608	39.8	1010	27.8	705	23.7	601	15.5	393	8.2	208	42.8	1086	30.8	781	27.3	694	70.0	31.8
AL4028-2105	39.8	1010	27.8	705	25.6	649	20.4	517	5.2	132	42.8	1086	30.8	781	29.2	743	80.0	36.3
AL4119-0704	40.8	1036	19.1	486	13.6	345	8.1	204	5.6	141	43.7	1110	22.1	560	15.6	396	32.0	14.5
AL4141-0808AC	41.0	1041	41.0	1041	16.4	417	8.3	211	8.1	206	44.0	1118	44.0	1118	18.0	457	84.1	38.1

FT = Fork Truckable | AC = All Catch | HL = Handle On Lid | \* This case is also available with moulded-in edge casters (W)

Internal and external dimensions mentioned in the table are approximate and subject to general tolerances. These dimensions are given as a guidance to determine the right container.

CAT. NO.	APPROXIMATE INSIDE DIMENSIONS										APPROXIMATE OUTSIDE DIMENSIONS						WEIGHT	
	L		W		H		BASE		LID		L		W		H			
	in	mm	in	mm	in	mm	in	mm	in	mm	in	mm	in	mm	in	mm	lbs	kg
AL4141-0826AC	41.0	1041	41.0	1041	34.0	864	8.3	210	25.8	654	44.0	1118	44.0	1118	35.7	907	114.0	51.7
AL4141-0836AC	41.0	1041	41.0	1041	43.8	1111	8.3	210	35.5	902	44.0	1118	44.0	1118	45.5	1156	123.0	55.8
AL4141-0846AC	41.0	1041	41.0	1041	53.8	1365	8.3	210	45.5	1156	44.0	1118	44.0	1118	55.5	1410	132.0	59.9
AL4416-1026AC	44.41	1128	16.26	413	36.91	938	10.38	264	26.53	674	47.5	1207	19.35	491	38.47	977	69.5	31.5
AL4421-0813 AC/HL	44.13	1120	21.13	537	21.25	540	8.13	207	13.12	333	47.25	1200	24.25	616	23.75	603	53.46	24.2
AL4532-0506	45.0	1143	32.0	813	11.25	286	5.25	133	6.00	152	48.0	1219	35.00	889	14.50	368	63.2	28.67
AL4532-0515 FT/AC/HL	45.0	1143	32.0	813	20.1	511	5.3	133	14.9	378	48.0	1219	35.0	889	25.0	635	81.2	36.8
AL4532-1606	45.0	1143	32.0	813	21.5	546	15.5	394	6.0	152	48.0	1219	35.0	889	26.0	660	82.0	37.2
AL4532-1615 AC/HL	45.0	1143	32.0	813	30.4	771	15.5	394	14.9	378	48.0	1219	35.0	889	35.1	891	97.2	44.1
AL4714-0403	46.9	1190	14.1	357	7.0	178	4.0	102	3.0	76	49.9	1267	17.1	433	8.7	221	26.4	12.0
AL4714-0405	46.9	1190	14.1	357	9.3	235	4.0	102	5.3	133	49.9	1267	17.1	433	10.9	278	27.1	12.3
AL4714-0503*	46.9	1190	14.1	357	8.3	210	5.3	133	3.0	76	49.9	1267	17.1	433	9.9	252	27.5	12.5
AL4714-0505*	46.9	1190	14.1	357	10.5	267	5.3	133	5.3	133	49.9	1267	17.1	433	12.2	310	29.5	13.4
AL4824-1404	48.6	1235	24.6	625	17.7	449	13.8	351	3.9	98	51.6	1311	27.6	702	21.4	543	57.9	26.3
DL4824-1404AC	48.0	1219	24.0	610	17.7	451	13.9	352	3.9	98	51.5	1308	27.5	699	21.4	544	60.0	27.2
AL4824-1408	48.6	1235	24.6	625	21.9	557	13.8	351	8.1	206	51.6	1311	27.6	702	25.6	650	64.5	29.3
DL4824-1408AC	48.0	1219	24.0	610	22.0	559	13.9	352	8.1	206	51.5	1308	27.5	699	25.7	653	64.5	29.3
AL4824-1604	48.6	1235	24.6	625	19.7	500	15.8	401	3.9	98	51.6	1311	27.6	702	23.4	593	57.3	26.0
AL4824-1608	48.6	1235	24.6	625	23.9	608	15.8	401	8.1	206	51.6	1311	27.6	702	27.6	701	63.8	28.9
AL4915-1105	49.0	1245	14.8	376	16.3	413	11.0	279	5.3	133	52.0	1321	17.8	452	18.4	468	40.0	18.1
AL5023-0911	50.50	1282	23.30	592	20.10	510	9.10	23.1	11.00	279	53.50	135.8	26.30	66.8	23.50	59.7	50.9	23.09
AL5040-1204	50.1	1273	40.0	1016	15.9	403	12.1	308	3.8	95	53.1	1349	43.0	1092	19.1	484	90.0	40.8
AL5040-1212AC	50.1	1273	40.0	1016	24.0	609	12.1	308	11.9	301	53.1	1349	43.0	1092	27.2	691	103.0	46.7
AL5135-0718FT	51.0	1296	35.0	890	25.2	641	6.8	173	18.4	468	54.0	1372	38.0	966	32.0	813	103.5	46.9
AL5231-0807AC	52.38	1330	30.88	784	14.5	368	7.5	191	7	178	55.5	1409	34	863	17	432	56.7	25.7
AL5231-1407AC	52.38	1330	30.88	784	21	533	14	356	7	178	55.5	1409	34	863	23.5	597	64.6	29.3
AL5240-1138 AC/HL	52.0	1321	40.0	1016	49.0	1245	11.0	279	38.0	965	55.0	1397	43.0	1092	52.7	1338	143.1	64.9
AL5415-0504W	53.9	1369	15.4	391	9.5	241	5.3	135	4.2	107	56.9	1445	18.5	470	11.3	287	31.5	14.3
AL5415-1026AC	54.0	1372	15.9	403	35.4	899	10.0	254	25.4	645	57.0	1448	18.9	480	37.5	953	89.5	40.6
AL5424-2306 FT/AC	53.9	1368	23.9	608	28.9	733	22.8	578	6.1	155	56.9	1444	26.9	684	33.8	857	104.3	47.3
AL5430-3006AC	53.9	1369	29.8	757	35.9	913	29.9	759	6.1	154	56.9	1445	32.8	833	39.6	1006	114.0	51.7
AL5545-0605	55.50	1409	45.50	1155	13.19	335	8.06	205	5.12	13	58.50	1485	48.50	1231	15.00	381	102	46.27
AL5545-0623 AC-FT	55.50	1409	45.50	1155	30.62	777	8.06	20.5	22.56	573	58.50	1485	48.50	1231	34.25	870	157	71.21
AL5545-2305AC	55.5	1410	45.5	1156	27.9	709	22.8	579	5.1	130	58.5	1486	48.5	1232	31.6	803	145.3	65.9

FT = Fork Truckable | AC = All Catch | HL = Handle On Lid | W = Moulded-in edge casters | \* This case is also available with moulded-in edge casters (W)

Internal and external dimensions mentioned in the table are approximate and subject to general tolerances. These dimensions are given as a guidance to determine the right container.

CAT. NO.	APPROXIMATE INSIDE DIMENSIONS										APPROXIMATE OUTSIDE DIMENSIONS						WEIGHT	
	L		W		H		BASE		LID		L		W		H			
	in	mm	in	mm	in	mm	in	mm	in	mm	in	mm	in	mm	in	mm	lbs	kg
AL5545-2323AC	55.5	1410	45.5	1156	45.4	1152	22.8	579	22.6	573	58.5	1486	48.5	1232	49.1	1246	179.0	81.2
AL5616-0604	56.4	1433	16.3	413	10.1	256	5.9	149	4.2	107	59.4	1510	19.3	489	12.8	324	42.4	19.2
AL5733-0916 FT/AC	56.9	1444	32.8	832	25.1	637	9.1	230	16.0	406	59.9	1521	35.8	908	35.6	905	123.4	56.0
AL5733-0906 FT/AC	56.9	1444	32.8	832	15.1	383	9.1	230	6.0	152	59.9	1521	35.8	908	25.6	650	85.0	38.6
AL5757-0806 FT/AC	56.89	1445	56.89	1445	16.87	428	10.68	271	8.24	209	60	1524	60	1524	21.42	544	103	46.7
AL5824-1119AC	58.6	1489	24.1	613	30.2	767	11.0	279	19.2	487	61.6	1565	27.1	689	33.9	860	76.5	34.7
AL5834-0128 FT/AC/HL	58.3	1481	34.3	870	29.6	751	1.6	41	27.9	709	61.3	1557	37.3	946	32.9	835	126.0	57.2
AL5834-0140	58.31	1480	34.25	870	41.62	1057	1.62	41	40.00	1016	61.31	1557	37.25	946	45.25	1149	134	60.78
AL5834-0728 FT/AC/HL	58.3	1481	34.3	870	35.6	903	7.6	194	27.9	709	61.3	1557	37.3	946	38.9	987	138.9	63.0
AL5834-0740	58.31	1480	34.25	870	47.62	1209	7.62	193	40.00	1016	61.31	1557	37.25	946	51.19	1300	141	63.96
AL5834-1028 FT/AC/HL	58.3	1481	34.3	870	41	1041	9.75	248	27.9	709	61.3	1557	37.3	946	43.5	1105	105.9	48
AL5834-1040 FT/AC/HL	58.3	1481	34.3	870	50	1270	9.75	248	40.3	1024	61.3	1557	37.3	946	55.4	1407	122.3	55.5
AL5910-0604	59.1	1500	9.9	252	10.3	262	6.2	157	4.1	105	62.1	1576	12.9	328	12.3	311	31.6	14.3
AL5924-1018AC	59.3	1505	24.3	616	28.3	719	10.1	257	18.2	462	62.3	1581	27.3	692	30.3	770	74.0	33.6
AL6242-2408AC	61.97	1574	42.31	1075	31.94	811	23.99	609	7.95	201	65.98	1676	45.67	1160	39.59	1001	127	57.6
BL6752-0805 AC/HL	67.4	1713	51.9	1317	13.2	334	8.0	204	5.1	130	70.4	1789	54.9	1394	18.7	474	145.0	65.8
AL6815-1005	68.0	1727	15.3	387	15.3	389	10.1	257	5.2	132	71.0	1803	18.3	464	17.1	435	58.5	26.5
AL6821-1105	68.38	1737	21.38	543	16.44	418	11.19	284	5.25	133	71.5	1816	24.5	622	19.94	506	65.2	29.6
AL6912-1003	69.4	1762	12.0	305	14.1	358	10.5	266	3.6	91	72.4	1838	15.0	381	16.3	414	42.0	19.1
AL7007-0403AC	70.3	1784	7.0	178	7.0	178	4.0	102	3.0	76	73.3	1861	10.0	254	9.8	248	30.0	13.6
AL7430-0418 AC/HL	73.78	1874	29.78	756	22.65	575	4.64	118	18.02	458	77	1956	33	838	26.25	667	112	51
AL7819-0805	78.9	2003	19.4	494	13.3	337	8.3	210	5.0	128	80.8	2051	22.4	570	15.0	380	60.8	27.6
AL7819-0808	78.9	2003	19.4	494	16.3	414	8.3	210	8.0	204	80.8	2051	22.4	570	18.0	456	61.8	28.0
BL8024-3009AC	80.4	2043	24.4	621	39.2	997	30.1	765	9.1	232	84.4	2145	28.4	722	43.8	1113	159.5	72.3
BL8232-0705AC	81.9	2079	31.9	811	12.4	314	7.3	184	5.1	130	85.9	2181	35.9	913	16.8	427	122.3	55.5
BL8232-0905AC	81.9	2079	31.9	811	14.1	359	9.0	229	5.1	130	85.9	2181	35.9	913	18.6	471	128.0	58.1
BL8240-1623 FT/AC	81.8	2076	40.0	1016	38.9	987	16.1	409	22.8	578	85.8	2178	44.0	1118	48.1	1221	229.2	104.0
BL8537-2906	85.2	2165	37.7	958	35.2	895	29.2	741	6.0	153	89.2	2266	41.7	1060	39.6	1006	190.0	86.2
BL9024-1113 FT/AC	91.0	2311	24.2	614	24.9	633	11.6	295	13.3	339	95.0	2413	28.2	716	33.3	845	147.2	66.8
BL9053-1035AC	90.0	2286	53.0	1346	45.5	1156	10.3	260	35.3	895	94.0	2388	57.0	1448	50.0	1270	278.0	126.1
BL9836-1105AC	97.8	2484	35.9	912	16.1	409	11.0	279	5.1	130	101.8	2586	39.9	1013	20.8	528	190.0	86.2
BL9836-3705AC	97.8	2484	35.9	912	42.1	1069	37.0	940	5.1	130	101.8	2586	39.9	1013	46.8	1188	242.0	109.8
BL11433-0527 AC	114.0	2896	33.0	838	32.6	829	5.4	137	27.3	692	118.0	2997	37.0	940	34.3	871	210.0	95.3
AL13115-0805 FT	131.0	3327	15.0	381	13.3	337	8.3	210	5.0	127	134.0	3404	18.0	457	18.0	456	97.0	44.0

FT = Fork Truckable | AC = All Catch | HL = Handle On Lid


Internal and external dimensions mentioned in the table are approximate and subject to general tolerances. These dimensions are given as a guidance to determine the right container.

# OPTIONS

## + HARD PROTECTION SYSTEMS

When foam is not appropriate, Peli specialises in custom metal work. Cradles or frames hold sensitive parts away from the walls of the case. The area between the frame and the case is the "sway space", and dampeners are used to isolate the part from shock and vibration. Dampeners can be mounted foam bumpers, or elastomeric shock mounts that can mitigate impacts up to 15 G forces.

Extreme case work:  
Engineered cradles  
for secure transport.



## + SELECTING THE CASE HARDWARE- IT'S ALL ABOUT YOU

Getting your equipment safely from point A to point B is paramount. To move your case around you might need wheels, or if the load is extreme we can install forklift spacers and a bash-plate. We can also help you with technical choices, such as standard or mil-spec purge valves (prevents vacuum lock in the event of altitude change). The list goes on: from handles and latches to desiccant chambers for removing humidity from the case.



## + TESTING... 1-2-3

The time to find out if your equipment is going to arrive intact is before it ships. That's why we have a full service test lab to verify survivability. As a matter of fact, Peli operates one of the few certified test labs in the country.


Drop tests, immersion, temperature extremes, G-force and vibration: we do it all to prove our cases perform to your specifications.



# ACCESSORIES



Airtight/Watertight



Card Holder



Casters



Edge Casters



Extra Handles



Grab 'N Roll™



Grab 'N Roll™  
Combination Lock



FlangeMount™ Cases



Forklift Bash Plates



Forklift Provision,  
Skid Runners



Front Labels




Hardware  
Stainless Steel



Hardware Stainless Steel  
Black  
Passivated Finish



Hinged Lid



Lockable  
Cable Catch



Lockable  
Padlock Hasp



Custom  
Stenciling



Humidity Indicator



ID Plate



Standard Labels



Lifting Rings/  
Tie Down Rings



Breather Valve  
Desiccant

PELI SINGLE LID ACCESSORIES

## + OPTIONAL COLOURS FOR ALL SINGLE LID CASES

Gray – 133 Fed Std# 26270	Tan – 250 Fed Std# 20372	Blue – 135(lt) Pantone# 292U	White – 132 Fed Std# 27925	Yellow – 136 Pantone# 012U	Green – 138 (forest) Fed Std# 24052	Orange – 134 Fed Std# 1 2197
Yellow – 131 Fed Std# 23538	Maroon – 197 Pantone# 202U	Blue – 101(dk) Fed Std# 25052	Black – 032 Fed Std# 27040	Red – 130 Fed Std# 21105	Olive Drab – 137 Fed Std# 34096	Purple – 129 Pantone# 245U

Some options are not available on all case sizes and availability is subject to change at manufacturer's discretion.  
Case colours/options may differ slightly from printed versions.

# LEARN MORE ABOUT + OUR PRODUCTS



[www.peli.com](http://www.peli.com)



AVAILABLE IN 18 LANGUAGES!

[www.pelicatalogue.com](http://www.pelicatalogue.com)



[www.peli.com/webinars](http://www.peli.com/webinars)



## EMEA

### EUROPE, MIDDLE EAST & AFRICA HEADQUARTERS

PELI PRODUCTS, S.L.U.  
C/ Provença, 388 Planta 7  
08025 • Barcelona, Spain  
Tel +34 934 674 999  
Fax +34 934 877 393  
[www.peli.com](http://www.peli.com)

### FRANCE

PELI PRODUCTS FRANCE  
S.A.S.  
20/22 Rue des Petits Hôtels  
75010 Paris, France  
Tel +33 (0)1 44 83 95 63  
Fax +33 (0)1 44 83 95 68  
[www.peli.com](http://www.peli.com)

### UK

PELI HARDIGG UK  
Unit 4, Brookfield Industrial Estate  
Leacon Road  
Ashford Kent TN23 4TU  
Tel +44 (0) 1233 895 895  
Fax +44 (0) 1233 895 899  
[www.peli.com](http://www.peli.com)

## U.S.A.

### U.S.A. & GLOBAL HEADQUARTERS

23215 Early Avenue  
Torrance, CA 90505 USA  
Tel 310.326.4700  
800.473.5422 (Outside CA)  
Fax 310.326.3311  
[www.pelican.com](http://www.pelican.com)

### GERMANY

PELI PRODUCTS GERMANY GmbH  
Düsseldorf Kö-Bogen  
Business Center  
Königsallee 2b, 5th Floor  
40212 Düsseldorf, Germany  
Tel +49 (0) 211 882 42 401  
Fax +49 (0) 211 882 42 200  
[www.peli.com](http://www.peli.com)

### UAE

PELICAN PRODUCTS FZE  
JAFZA One Building A office 1511/1512  
Jebel Ali Free Zone gate 5  
P.O.Box 261008  
Dubai – United Arab Emirates  
Tel +971 4 8876550  
Fax +971 4 8876549  
[www.pelican.com](http://www.pelican.com)  
[www.peli.com](http://www.peli.com)

### PELICAN HARDIGG

147 North Main Street  
South Deerfield, MA 01373  
Tel (800) 542 73 44  
Fax (413) 665 8330  
[www.pelican.com](http://www.pelican.com)

\* We also have offices in Canada, Japan, China, Australia, South Korea and India

#### ROTO MOULDED CASES - PELI 1 YEAR LIMITED WARRANTY

Peli Products, S.L.U. ("Peli") guarantees its rotationally moulded containers will be free of defects in materials and workmanship for a period of one year from the date of purchase. This warranty does not cover any associated hardware including closure hardware, retractable handles, wheels, and fasteners, which Peli warrants against defects in materials and workmanship for a period of 90 days from the date of purchase. This warranty applies only to the original purchaser and is not transferable. To the extent permitted by law, Peli's liability is limited to the case and not its contents. All warranty claims of any nature are barred if the container has been altered, damaged or in any way physically changed, or subjected to abuse, misuse, negligence or accident.

For complete warranty details, see [www.peli.com/warranty](http://www.peli.com/warranty)

#### Distributed by:

Follow us on:



©2018 Peli Products, S.L.U. All trademarks are registered and/or unregistered trademarks of Pelican Products, Inc., its subsidiaries and/or affiliates. All details included in this catalogue are correct when printed but for most updated information please visit [www.peli.com](http://www.peli.com) and [www.pelicatalogue.com](http://www.pelicatalogue.com).  
Part No. 0030-001-900E JAN. 18

Peli conquers space! Check out  
the video of this stellar journey:

